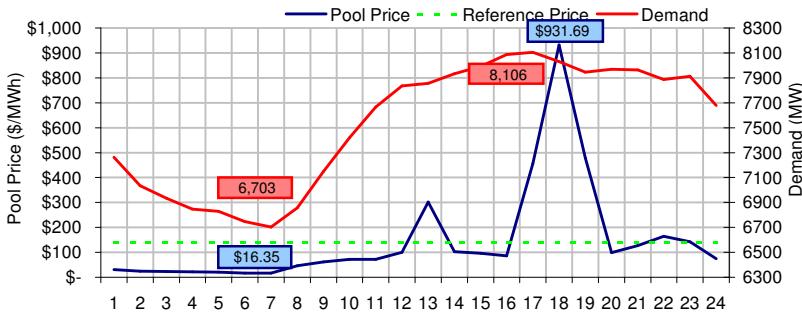
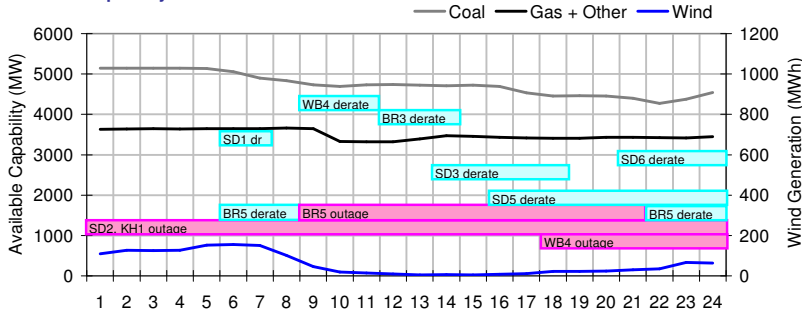


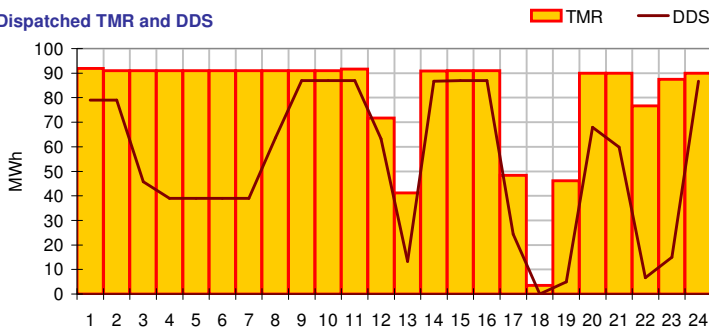
Pool Price and Demand



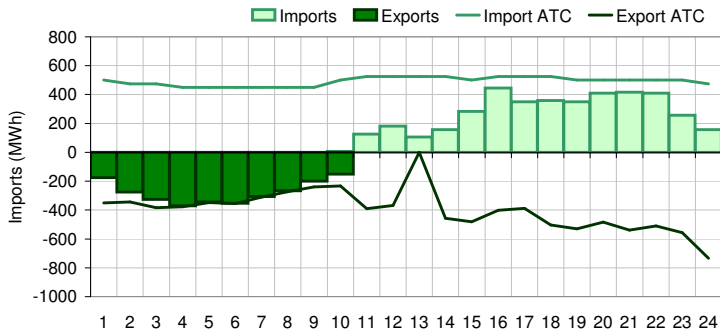
Available Capacity



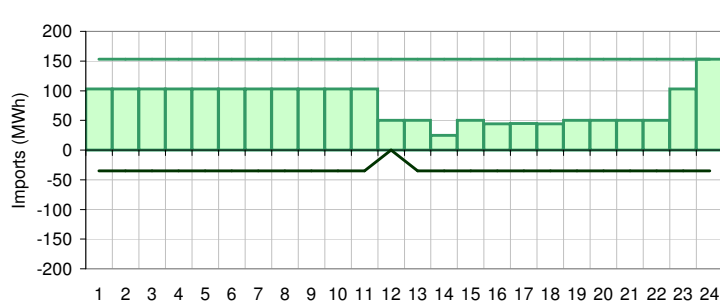
Dispatched TMR and DDS



BC Intertie



SK Intertie



Pool Price (\$/MWh)

	Today	This day last week	30 day rolling average	Year to date
average	\$ 148.54	\$ 51.08	\$ 65.47	\$ 89.09
on peak	NA	NA	\$ 85.70	\$ 114.15
off peak	\$ 148.54	\$ 51.08	\$ 29.26	\$ 50.91

Gas price

	Today	This day last week	30 day rolling average	Year to date
AECO-C (\$/GJ)	\$ 8.62	\$ 9.21	\$ 10.20	\$ 8.74
Heat rate (GJ/MWh)	17.24	5.55	6.42	10.20

Demand (MWh)

	Today	This day last week	30 day rolling average	Year to date
average	7527	7499	7836	7945
on peak	NA	NA	8247	8323
off peak	7527	7499	7248	7393

Coal

	Today	This day last week	30 day rolling average	Year to date
average AC/MC (%)	78.9%	83.1%	84.3%	84.8%
maximum AC/MC (%)	85.7%	85.6%	87.0%	
minimum AC/MC (%)	71.1%	78.9%	80.6%	

Gas + Other

	Today	This day last week	30 day rolling average	Year to date
average AC/MC (%)	71.9%	74.0%	72.2%	59.8%
maximum AC/MC (%)	75.3%	77.7%	74.3%	
minimum AC/MC (%)	68.2%	71.8%	69.1%	

Wind Generation (MWh)

	Today	This day last week	30 day rolling average	Year to date
average	60	223		
minimum	5	117		
maximum	156	325		

Transmission Must Run (MWh)

	Today	This day last week	30 day rolling average	Year to date
average	80	87		
minimum	3	60		
maximum	92	91		

Dispatch Down Service (MWh)

	Today	This day last week	30 day rolling average	Year to date
average	54	85		
minimum	0	60		
maximum	87	90		

Intertie

	Today	This day last week	30 day rolling average	Year to date
Mid-C On-Peak	NA	NA	\$ 69.05	\$ 68.94
Mid-C Off-Peak	\$ 66.65	\$ 61.02	\$ 22.11	\$ 51.88
Minn Hub On-Peak	\$ 60.13	\$ 68.68	\$ 78.55	\$ 67.90
Minn Hub Off-Peak	\$ 30.19	\$ 10.82	\$ 14.76	\$ 29.03
Exchange rate (US:CDN)	1.00631	1.00977		

	Today	This day last week	30 day rolling average	Year to date
BC Import % of ATC	34.0%	1.5%	57.8%	40.0%
SK Import % of ATC	51.7%	88.8%	60.4%	52.8%
BC Export % of ATC	0.0%	24.7%	8.0%	18.1%
SK Export % of ATC	0.0%	0.0%	10.4%	16.1%

Summary of Average Pool Price and Gas price

