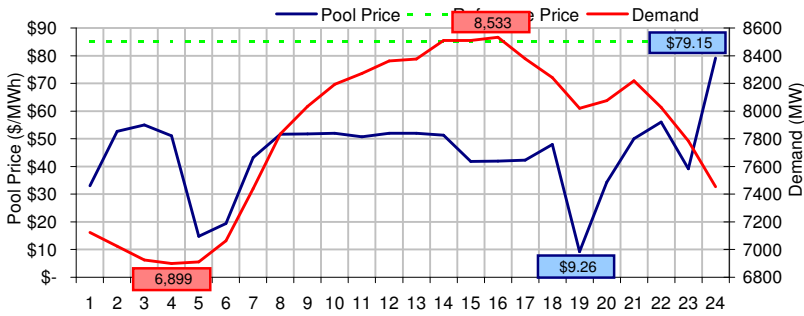
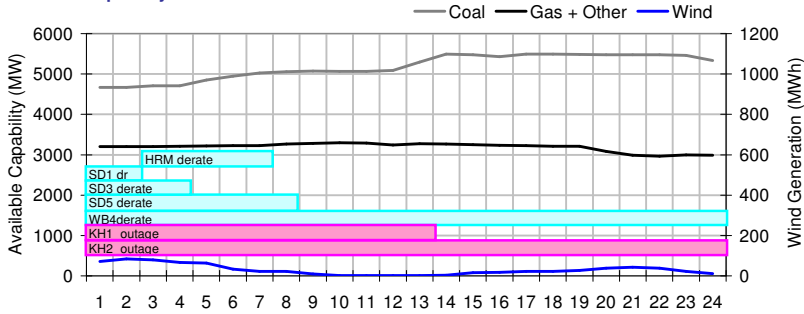


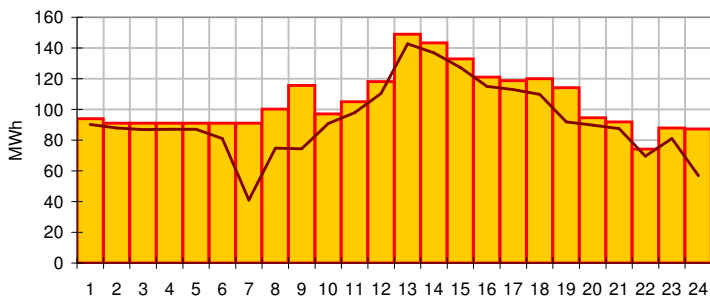
**Pool Price and Demand**



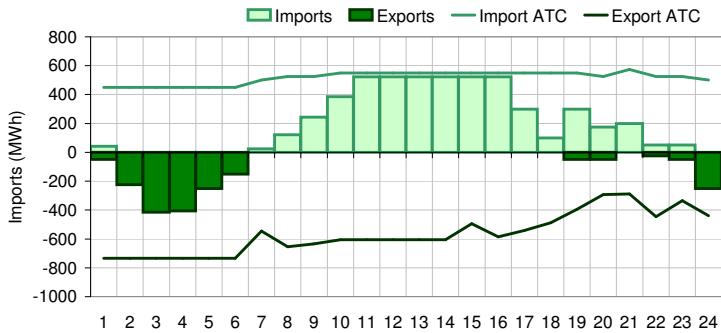
**Available Capacity**



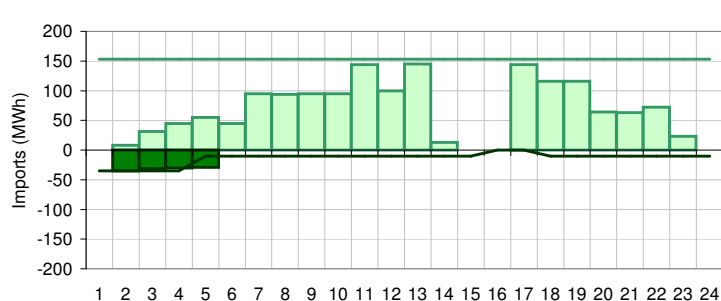
**Dispatched TMR and DDS**



**BC Intertie**



**SK Intertie**



**Pool Price (\$/MWh)**

	Today	This day last week	30 day rolling average	Year to date
average	\$ 44.69	\$ 42.41	\$ 88.10	\$ 88.77
on peak	\$ 45.26	\$ 55.77	\$ 120.23	\$ 115.91
off peak	\$ 43.55	\$ 15.68	\$ 33.96	\$ 47.68

**Gas price**

	Today	This day last week	30 day rolling average	Year to date
AECO-C (\$/GJ)	\$ 5.69	\$ 5.93	\$ 6.24	\$ 8.30
Heat rate (GJ/MWh)	7.86	7.15	14.13	10.70

**Demand (MWh)**

	Today	This day last week	30 day rolling average	Year to date
average	7842	7750	7720	7932
on peak	8211	8089	8104	8320
off peak	7105	7071	7141	7381

**Coal**

	Today	This day last week	30 day rolling average	Year to date
average AC/MC (%)	86.3%	89.5%	84.9%	85.0%
maximum AC/MC (%)	91.5%	93.2%	88.5%	
minimum AC/MC (%)	77.8%	86.5%	80.5%	

**Gas + Other**

	Today	This day last week	30 day rolling average	Year to date
average AC/MC (%)	65.6%	75.0%	71.1%	73.8%
maximum AC/MC (%)	67.7%	81.3%	73.7%	
minimum AC/MC (%)	61.0%	67.0%	66.7%	

**Wind Generation (MWh)**

	Today	This day last week	30 day rolling average	Year to date
average	30	200		
minimum	1	47		
maximum	84	333		

**Transmission Must Run (MWh)**

	Today	This day last week	30 day rolling average	Year to date
average	105	87		
minimum	74	76		
maximum	149	91		

**Dispatch Down Service (MWh)**

	Today	This day last week	30 day rolling average	Year to date
average	93	75		
minimum	41	0		
maximum	143	90		

**Intertie**

	Today	This day last week	30 day rolling average	Year to date
Mid-C On-Peak	\$ 62.75	\$ 62.74	\$ 62.02	\$ 68.83
Mid-C Off-Peak	\$ 50.99	\$ 52.62	\$ 50.54	\$ 52.93
Minn Hub On-Peak	\$ 53.91	\$ 47.50	\$ 52.83	\$ 66.74
Minn Hub Off-Peak	\$ 18.68	\$ 9.87	\$ 11.88	\$ 25.80
Exchange rate (US:CDN)	1.06750	1.07558		

	Today	This day last week	30 day rolling average	Year to date
BC Import % of ATC	41.4%	12.5%	14.7%	35.2%
SK Import % of ATC	42.6%	3.3%	35.2%	52.9%
BC Export % of ATC	0.0%	27.8%	25.7%	20.3%
SK Export % of ATC	39.1%	70.7%	18.5%	15.1%

**Summary of Average Pool Price and Gas price**

