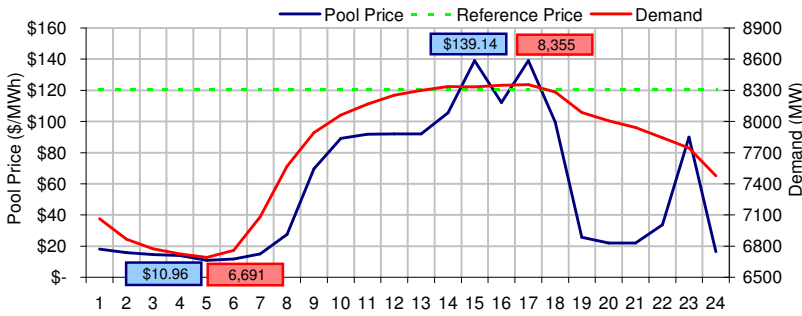
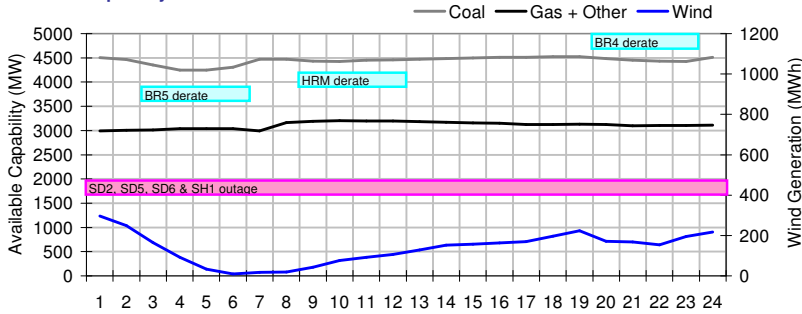


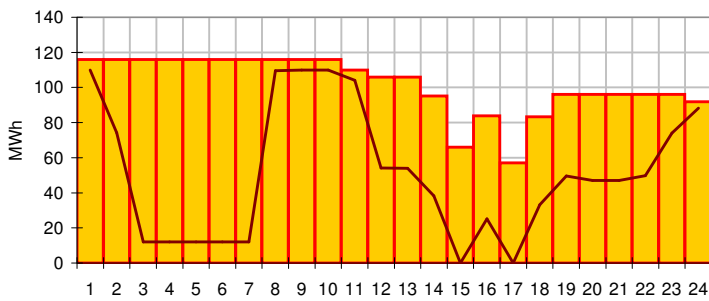
### Pool Price and Demand



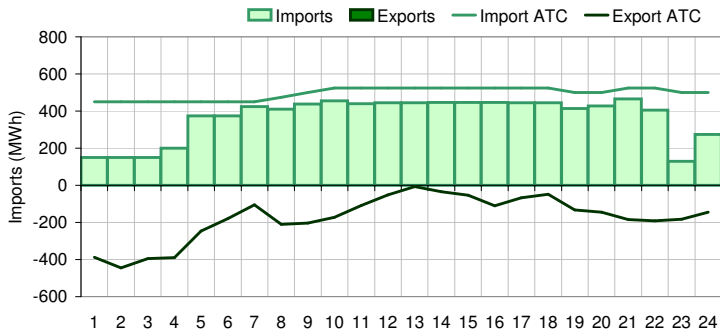
### Available Capacity



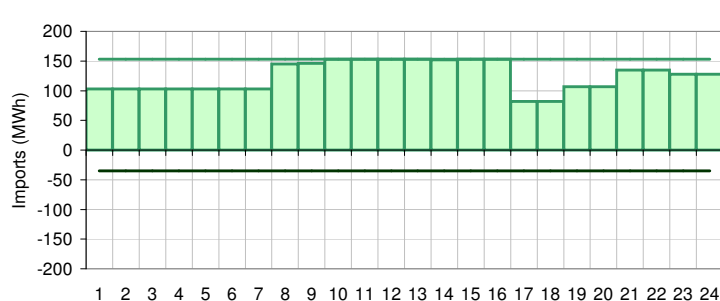
### Dispatched TMR and DDS



### BC Intertie



### SK Intertie



	Today	This day last week	30 day rolling average	Year to date
<b>Pool Price (\$/MWh)</b>				
average	\$ 56.98	\$108.50	\$ 101.07	\$ 93.39
on peak	\$ 78.19	\$156.37	\$ 150.87	\$ 119.19
off peak	\$ 14.55	\$ 12.74	\$ 28.31	\$ 54.83

	Today	This day last week	30 day rolling average	Year to date
<b>Gas price</b>				
AECO-C (\$/GJ)	\$ 10.94	\$ 10.66	\$ 10.12	\$ 8.47
Heat rate (GJ/MWh)	5.21	10.18	9.99	11.03

	Today	This day last week	30 day rolling average	Year to date
<b>Demand (MWh)</b>				
average	7707	7566	7462	7961
on peak	8095	7898	7845	832
off peak	6930	6900	6886	740

	Today	This day last week	30 day rolling average	Year to date
<b>Coal</b>				
average AC/MC (%)	74.02%	73.66%	75.56%	84.96%
maximum AC/MC (%)	75.30%	75.03%	78.98%	
minimum AC/MC (%)	70.76%	71.18%	71.93%	

	Today	This day last week	30 day rolling average	Year to date
<b>Gas + Other</b>				
average AC/MC (%)	63.94%	70.57%	70.64%	60.06%
maximum AC/MC (%)	65.84%	72.45%	73.08%	
minimum AC/MC (%)	61.55%	68.61%	66.39%	

	Today	This day last week	30 day rolling average	Year to date
<b>Wind Generation (MWh)</b>				
average	137	151		
minimum	9	52		
maximum	296	238		

	Today	This day last week	30 day rolling average	Year to date
<b>Transmission Must Run (MWh)</b>				
average	102	85		
minimum	57	52		
maximum	116	113		

	Today	This day last week	30 day rolling average	Year to date
<b>Dispatch Down Service (MWh)</b>				
average	52	62		
minimum	0	0		
maximum	110	125		

	Today	This day last week	30 day rolling average	Year to date
<b>Intertie</b>				
Mid-C On-Peak	\$ 88.13	\$ 9.76	\$ 26.33	\$ 68.92
Mid-C Off-Peak	\$ 3.22	\$ (1.83)	\$ 2.70	\$ 57.02
Minn Hub On-Peak	\$ 49.67	\$ 57.03	\$ 52.16	\$ 66.08
Minn Hub Off-Peak	\$ 20.38	\$ 9.68	\$ 14.47	\$ 31.53
Exchange rate (US:CDN)	1.01890	1.02000		

	Today	This day last week	30 day rolling average	Year to date
BC Import % of ATC	73.94%	85.96%	74.55%	36.91%
SK Import % of ATC	81.32%	0.00%	45.19%	51.42%
BC Export % of ATC	0.00%	0.00%	0.00%	19.76%
SK Export % of ATC	0.00%	0.00%	8.61%	17.25%

### Summary of Average Pool Price and Gas price

