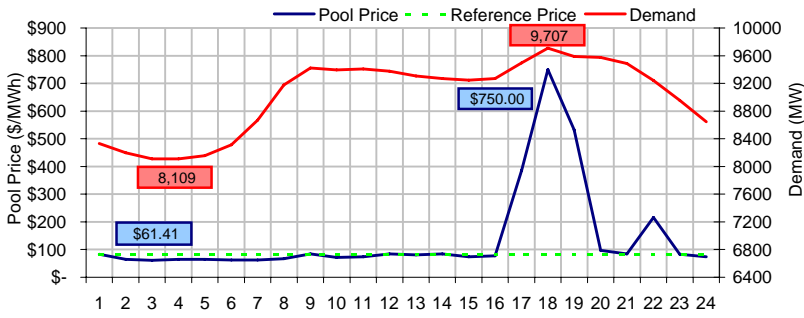
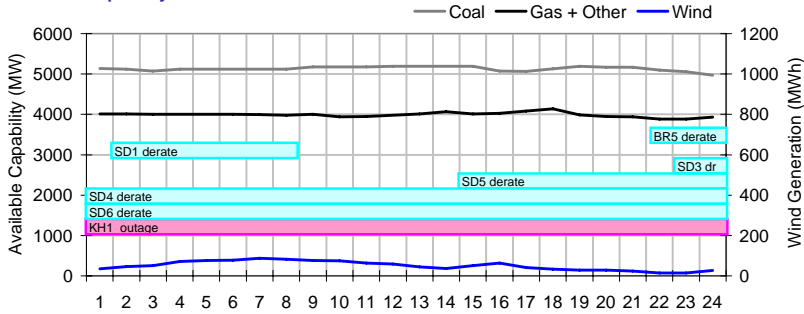


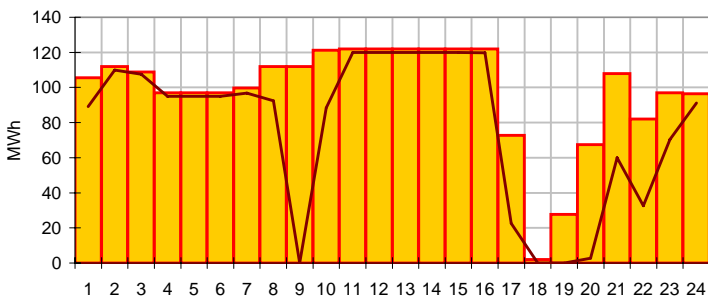
Pool Price and Demand



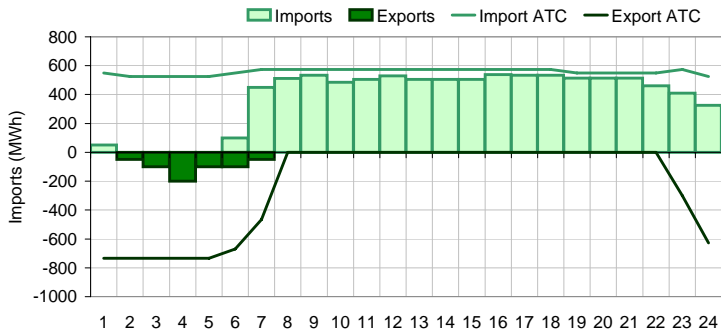
Available Capability



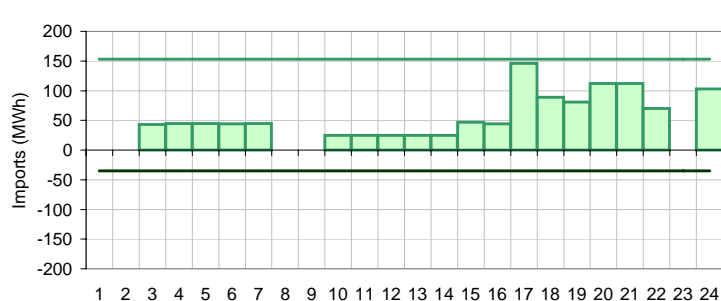
Dispatched TMR and DDS



BC Intertie



SK Intertie



Pool Price (\$/MWh)

	Today	This day last week	30 day rolling average	Year to date
average	\$ 141.00	\$ 57.33	\$ 84.65	\$ 90.75
on peak	\$ 177.85	\$ 56.72	\$ 98.82	\$ 118.68
off peak	\$ 67.28	\$ 58.55	\$ 52.22	\$ 48.14

Gas price

	Today	This day last week	30 day rolling average	Year to date
AECO-C (\$/GJ)	\$ 6.19	\$ 5.98	\$ 6.47	\$ 7.78
Heat rate (GJ/MWh)	22.77	9.58	13.07	11.67

Demand (MWh)

	Today	This day last week	30 day rolling average	Year to date
average	9020	8560	8381	7946
on peak	9371	8988	8800	8327
off peak	8317	7704	7741	7382

Coal

	Today	This day last week	30 day rolling average	Year to date
average AC/MC (%)	85.4%	89.9%	86.6%	84.3%
maximum AC/MC (%)	86.4%	92.1%		
minimum AC/MC (%)	82.7%	83.8%		

Gas + Other

	Today	This day last week	30 day rolling average	Year to date
average AC/MC (%)	77.0%	78.3%	75.8%	69.3%
maximum AC/MC (%)	79.7%	80.3%		
minimum AC/MC (%)	74.9%	75.2%		

Wind Generation (MWh)

	Today	This day last week	30 day rolling average	Year to date
average	50	283		
minimum	14	85		
maximum	87	404		

Transmission Must Run (MWh)

	Today	This day last week	30 day rolling average	Year to date
average	98	234		
minimum	2	124		
maximum	122	251		

Dispatch Down Service (MWh)

	Today	This day last week	30 day rolling average	Year to date
average	78	207		
minimum	0	33		
maximum	120	249		

Intertie

	Today	This day last week	30 day rolling average	Year to date
Mid-C On-Peak	\$ 89.48	\$ 64.76	\$ 55.37	\$ 65.07
Mid-C Off-Peak	\$ 67.60	\$ 54.70	\$ 47.94	\$ 51.09
Minn Hub On-Peak	\$ 71.60	\$ 83.53	\$ 55.13	\$ 62.19
Minn Hub Off-Peak	\$ 36.69	\$ 55.78	\$ 27.92	\$ 24.47
Exchange rate (US:CDN)	1.19325	1.24654		

	Today	This day last week	30 day rolling average	Year to date
BC Import % of ATC	67.3%	53.8%	47.3%	38.1%
SK Import % of ATC	31.3%	11.9%	38.7%	51.5%
BC Export % of ATC	0.0%	69.7%	30.1%	20.0%
SK Export % of ATC	0.0%	36.8%	18.4%	14.2%

Summary of Average Pool Price and Gas price

