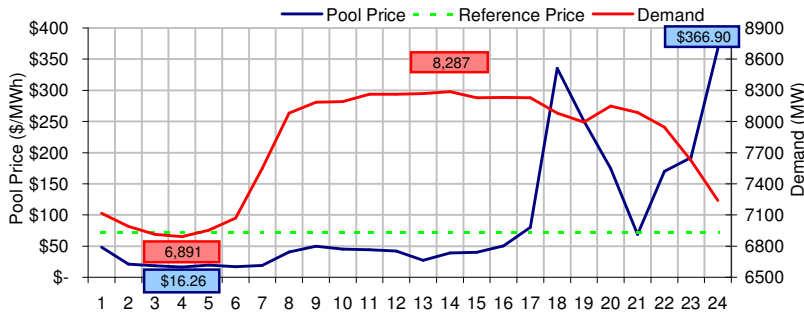
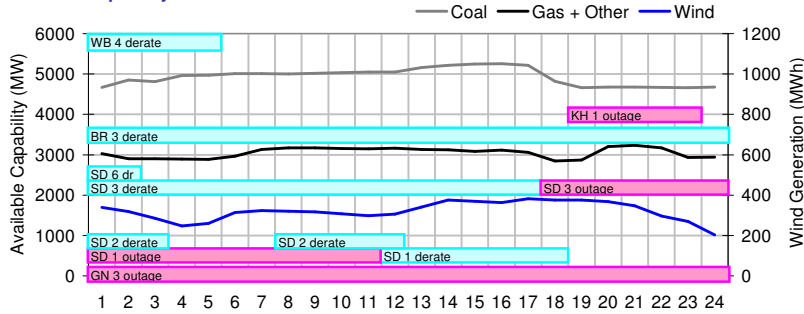


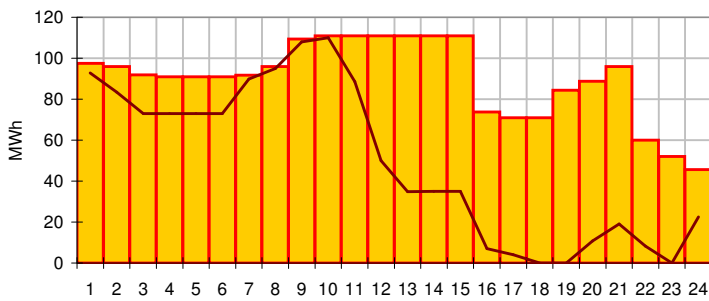
Pool Price and Demand



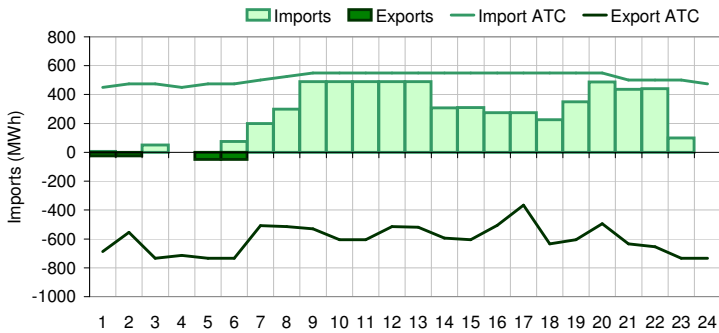
Available Capacity



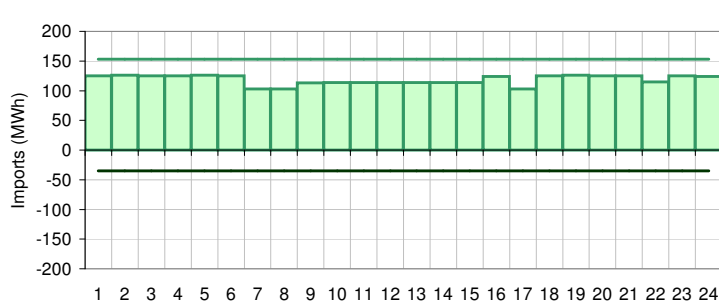
Dispatched TMR and DDS



BC Intertie



SK Intertie



Pool Price (\$/MWh)

	Today	This day last week	30 day rolling average	Year to date
average	\$ 90.68	\$ 397.32	\$ 106.20	\$ 90.20
on peak	\$ 103.12	\$ 544.47	\$ 158.11	\$ 119.32
off peak	\$ 65.81	\$ 103.03	\$ 40.38	\$ 46.95

Gas price

	Today	This day last week	30 day rolling average	Year to date
AECO-C (\$/GJ)	\$ 6.62	\$ 6.26	\$ 5.95	\$ 8.07
Heat rate (GJ/MWh)	13.71	63.44	17.86	11.18

Demand (MWh)

	Today	This day last week	30 day rolling average	Year to date
average	7784	7625	7669	7905
on peak	8131	7902	8025	8306
off peak	7090	7069	7089	7369

Coal

	Today	This day last week	30 day rolling average	Year to date
average AC/MC (%)	82.1%	67.8%	81.3%	84.6%
maximum AC/MC (%)	87.5%	71.6%	84.7%	
minimum AC/MC (%)	77.5%	65.7%	76.9%	

Gas + Other

	Today	This day last week	30 day rolling average	Year to date
average AC/MC (%)	62.7%	72.5%	66.2%	73.1%
maximum AC/MC (%)	66.4%	75.1%	68.7%	
minimum AC/MC (%)	58.5%	70.0%	62.3%	

Wind Generation (MWh)

	Today	This day last week	30 day rolling average	Year to date
average	321	70		
minimum	203	10		
maximum	381	197		

Transmission Must Run (MWh)

	Today	This day last week	30 day rolling average	Year to date
average	90	57		
minimum	46	1		
maximum	111	95		

Dispatch Down Service (MWh)

	Today	This day last week	30 day rolling average	Year to date
average	49	24		
minimum	0	0		
maximum	110	90		

Intertie

	Today	This day last week	30 day rolling average	Year to date
Mid-C On-Peak	\$ 61.14	\$ 62.58	\$ 56.37	\$ 67.59
Mid-C Off-Peak	\$ 45.64	\$ 51.84	\$ 45.71	\$ 52.19
Minn Hub On-Peak	\$ 51.19	\$ 45.24	\$ 46.82	\$ 64.76
Minn Hub Off-Peak	\$ 18.45	\$ 11.90	\$ 14.06	\$ 24.66
Exchange rate (US:CDN)	1.19043	1.12967		

BC Import % of ATC

	Today	This day last week	30 day rolling average	Year to date
BC Import % of ATC	50.7%	74.9%	41.0%	35.6%
SK Import % of ATC	77.5%	80.7%	37.6%	51.8%
BC Export % of ATC	0.0%	0.0%	18.9%	20.2%
SK Export % of ATC	0.0%	0.0%	22.2%	15.3%

Summary of Average Pool Price and Gas price

