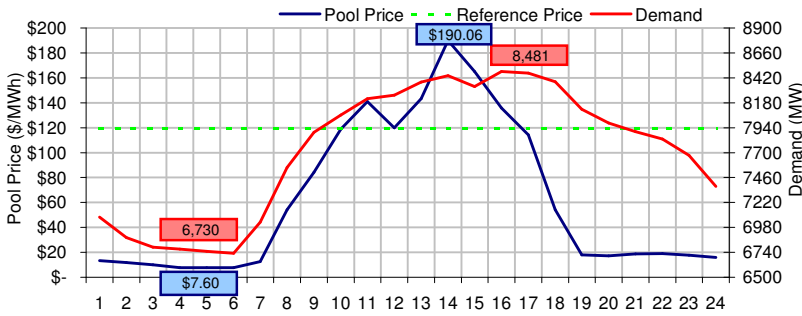
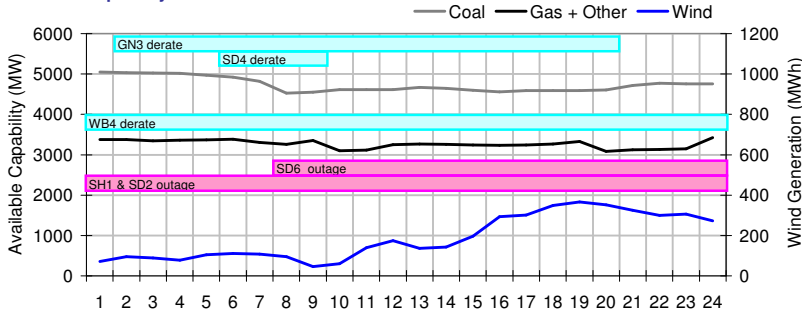


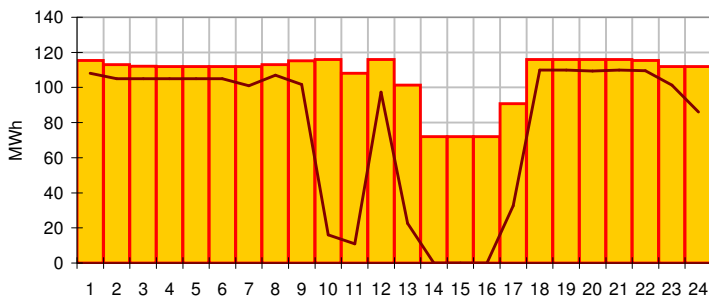
### Pool Price and Demand



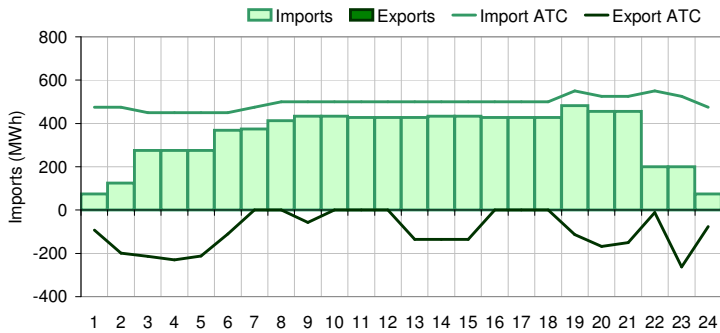
### Available Capacity



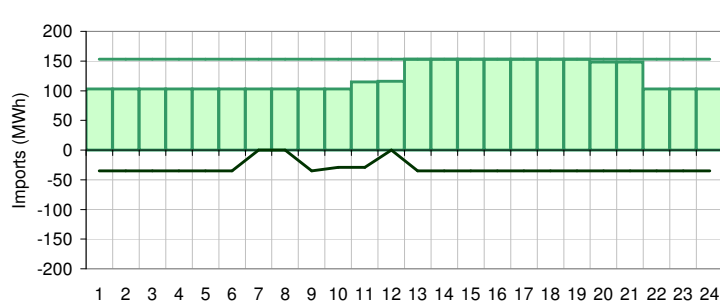
### Dispatched TMR and DDS



### BC Intertie



### SK Intertie



### Pool Price (\$/MWh)

	Today	This day last week	30 day rolling average	Year to date
average	\$ 62.43	\$359.72	\$ 104.30	\$ 93.81
on peak	\$ 88.23	\$519.25	\$ 155.57	\$ 119.75
off peak	\$ 10.85	\$ 40.67	\$ 30.64	\$ 55.30

### Gas price

	Today	This day last week	30 day rolling average	Year to date
AECO-C (\$/GJ)	\$ 10.92	\$ 10.62	\$ 10.00	\$ 8.44
Heat rate (GJ/MWh)	5.72	33.86	10.43	11.12

### Demand (MWh)

	Today	This day last week	30 day rolling average	Year to date
average	7725	7424	7448	7961
on peak	8124	7723	7827	8321
off peak	6926	6827	6878	7401

### Coal

	Today	This day last week	30 day rolling average	Year to date
average AC/MC (%)	78.82%	65.46%	75.46%	85.08%
maximum AC/MC (%)	84.11%	71.77%	78.70%	
minimum AC/MC (%)	75.35%	61.49%	71.85%	

### Gas + Other

	Today	This day last week	30 day rolling average	Year to date
average AC/MC (%)	67.10%	71.58%	70.86%	60.14%
maximum AC/MC (%)	70.42%	73.24%	73.25%	
minimum AC/MC (%)	63.40%	70.45%	66.67%	

### Wind Generation (MWh)

	Today	This day last week
average	188	129
minimum	46	2
maximum	366	323

### Transmission Must Run (MWh)

	Today	This day last week
average	107	108
minimum	72	0
maximum	116	221

### Dispatch Down Service (MWh)

	Today	This day last week
average	77	100
minimum	0	0
maximum	110	258

### Intertie

	Today	This day last week	30 day rolling average	Year to date
Mid-C On-Peak	\$ 41.78	\$ 36.47	\$ 26.69	\$ 68.81
Mid-C Off-Peak	\$ 10.37	\$ (0.40)	\$ 5.63	\$ 57.65
Minn Hub On-Peak	\$ 42.62	\$ 72.66	\$ 52.23	\$ 66.35
Minn Hub Off-Peak	\$ 5.39	\$ 19.51	\$ 15.14	\$ 31.76
Exchange rate (US:CDN)	1.02696	1.01978		

	Today	This day last week	30 day rolling average	Year to date
BC Import % of ATC	70.28%	84.00%	74.38%	36.58%
SK Import % of ATC	79.98%	0.00%	41.45%	51.09%
BC Export % of ATC	0.00%	0.00%	0.01%	20.00%
SK Export % of ATC	0.00%	0.00%	8.61%	17.45%

### Summary of Average Pool Price and Gas price

