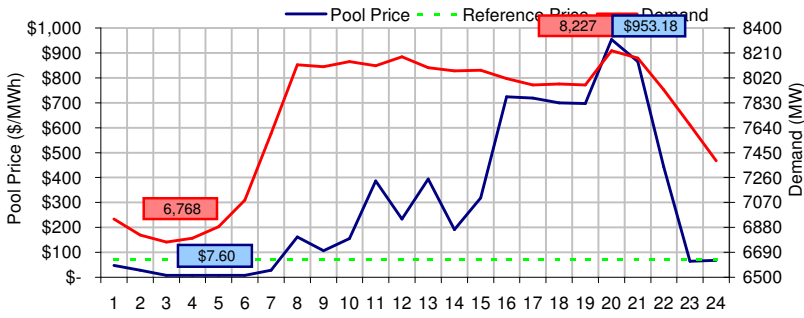
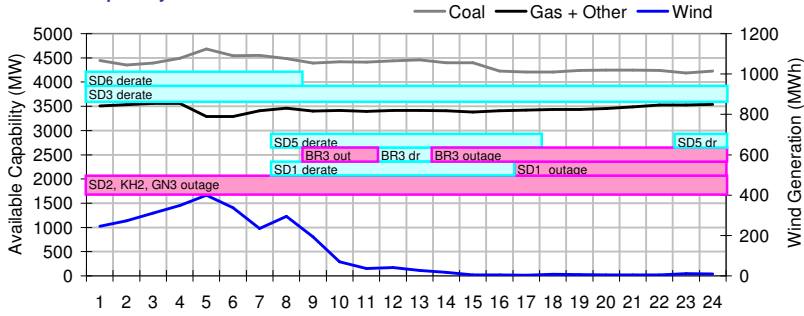


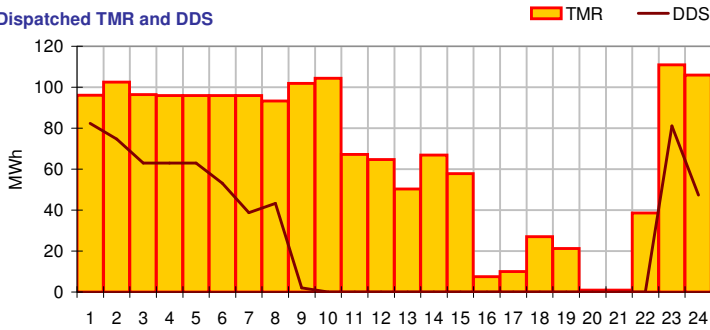
**Pool Price and Demand**



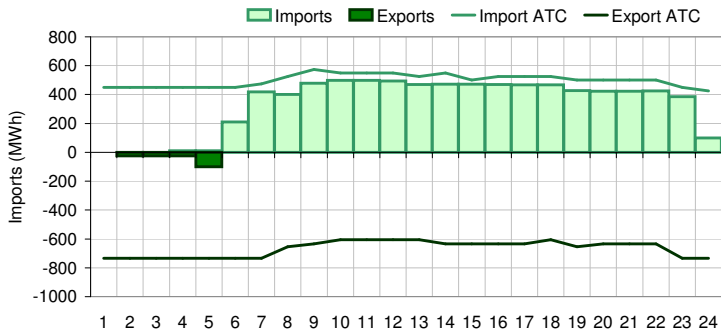
**Available Capacity**



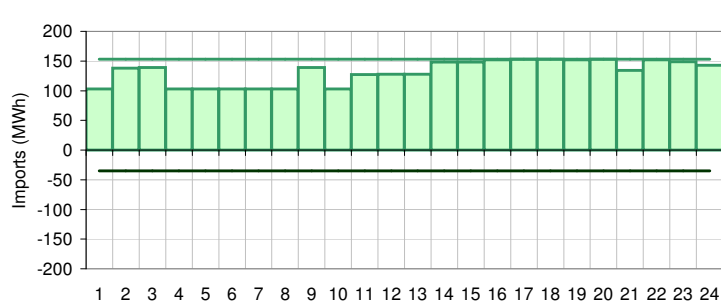
**Dispatched TMR and DDS**



**BC Intertie**



**SK Intertie**



**Pool Price (\$/MWh)**

	Today	This day last week	30 day rolling average	Year to date
average	\$ 304.79	\$ 35.56	\$ 123.74	\$ 90.23
on peak	\$ 444.50	\$ 47.05	\$ 186.62	\$ 119.67
off peak	\$ 25.37	\$ 12.57	\$ 40.14	\$ 46.62

**Gas price**

	Today	This day last week	30 day rolling average	Year to date
AECO-C (\$/GJ)	\$ 6.08	\$ 5.94	\$ 5.88	\$ 8.09
Heat rate (GJ/MWh)	50.11	5.98	21.03	11.16

**Demand (MWh)**

	Today	This day last week	30 day rolling average	Year to date
average	7713	7764	7662	7906
on peak	8051	8105	8023	8307
off peak	7036	7081	7074	7370

**Coal**

	Today	This day last week	30 day rolling average	Year to date
average AC/MC (%)	72.8%	91.0%	81.3%	84.7%
maximum AC/MC (%)	78.0%	92.6%	84.6%	
minimum AC/MC (%)	69.7%	88.9%	76.9%	

**Gas + Other**

	Today	This day last week	30 day rolling average	Year to date
average AC/MC (%)	70.8%	65.8%	65.9%	73.2%
maximum AC/MC (%)	73.2%	66.6%	68.4%	
minimum AC/MC (%)	67.6%	65.1%	62.0%	

**Wind Generation (MWh)**

	Today	This day last week
average	120	259
minimum	3	113
maximum	400	379

**Transmission Must Run (MWh)**

	Today	This day last week
average	67	110
minimum	1	75
maximum	111	132

**Dispatch Down Service (MWh)**

	Today	This day last week
average	25	35
minimum	0	4
maximum	82	60

**Intertie**

	Today	This day last week	30 day rolling average	Year to date
Mid-C On-Peak	\$ 57.85	\$ 65.33	\$ 57.50	\$ 67.79
Mid-C Off-Peak	\$ 46.10	\$ 47.58	\$ 47.10	\$ 52.33
Minn Hub On-Peak	\$ 50.20	\$ 52.82	\$ 48.23	\$ 64.94
Minn Hub Off-Peak	\$ 14.01	\$ 10.21	\$ 13.82	\$ 24.78
Exchange rate (US:CDN)	1.16736	1.09172		

	Today	This day last week	30 day rolling average	Year to date
BC Import % of ATC	67.2%	9.9%	39.8%	35.3%
SK Import % of ATC	86.0%	38.2%	34.0%	51.5%
BC Export % of ATC	0.0%	42.8%	19.0%	20.4%
SK Export % of ATC	0.0%	42.6%	24.0%	15.4%

**Summary of Average Pool Price and Gas price**

