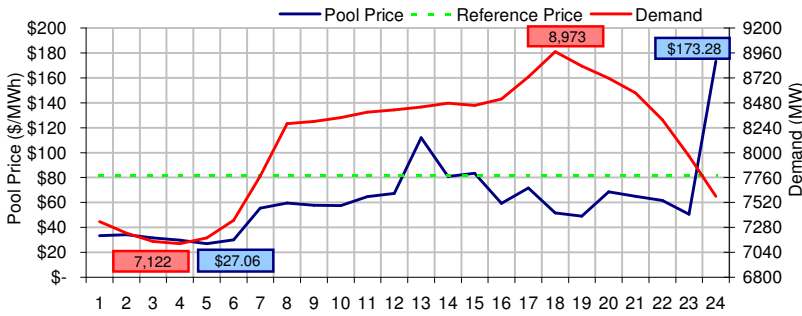
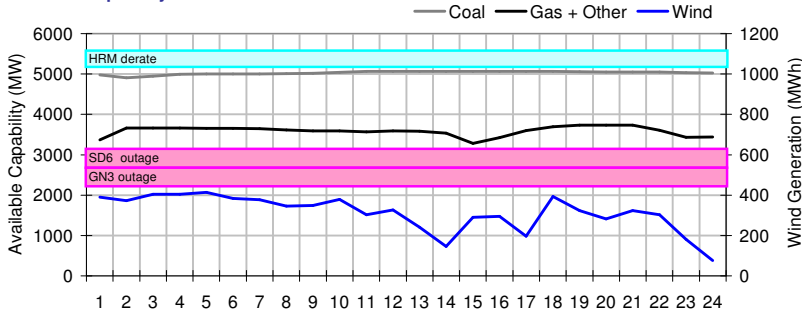


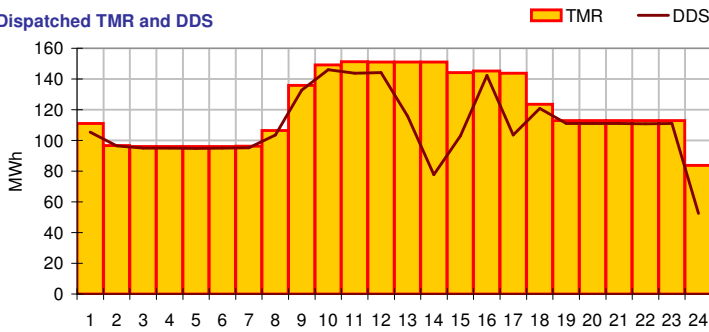
### Pool Price and Demand



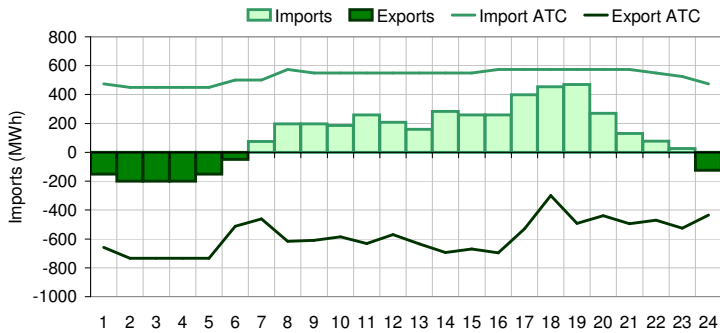
### Available Capacity



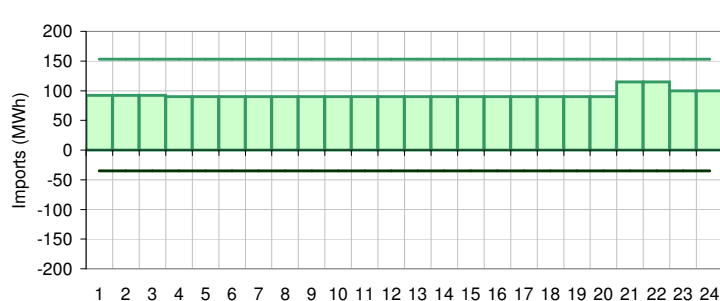
### Dispatched TMR and DDS



### BC Intertie



### SK Intertie



### Pool Price (\$/MWh)

	Today	This day last week	30 day rolling average	Year to date
average	\$ 61.46	\$ 70.42	\$ 104.09	\$ 91.54
on peak	\$ 66.29	\$ 82.18	\$ 145.17	\$ 121.00
off peak	\$ 51.82	\$ 46.90	\$ 55.50	\$ 47.56

### Gas price

	Today	This day last week	30 day rolling average	Year to date
AECO-C (\$/GJ)	\$ 5.87	\$ 6.36	\$ 6.37	\$ 7.92
Heat rate (GJ/MWh)	10.47	11.07	16.34	11.55

### Demand (MWh)

	Today	This day last week	30 day rolling average	Year to date
average	8101	8127	7872	7903
on peak	8482	8506	8256	8305
off peak	7339	7368	7280	7366

### Coal

	Today	This day last week	30 day rolling average	Year to date
average AC/MC (%)	79.2%	83.9%	78.9%	84.1%
maximum AC/MC (%)	79.8%	84.5%	81.8%	
minimum AC/MC (%)	77.1%	82.3%	74.7%	

### Gas + Other

	Today	This day last week	30 day rolling average	Year to date
average AC/MC (%)	73.7%	73.4%	69.7%	70.0%
maximum AC/MC (%)	76.8%	77.7%	72.4%	
minimum AC/MC (%)	67.5%	67.4%	65.5%	

### Wind Generation (MWh)

	Today	This day last week
average	312	205
minimum	75	87
maximum	414	361

### Transmission Must Run (MWh)

	Today	This day last week
average	120	95
minimum	84	42
maximum	151	136

### Dispatch Down Service (MWh)

	Today	This day last week
average	109	70
minimum	53	12
maximum	146	113

### Intertie

	Today	This day last week	30 day rolling average	Year to date
Mid-C On-Peak	\$ 56.70	\$ 66.41	\$ 51.36	\$ 66.21
Mid-C Off-Peak	\$ 48.99	\$ 54.41	\$ 43.73	\$ 51.52
Minn Hub On-Peak	\$ 58.15	\$ 45.13	\$ 45.23	\$ 63.10
Minn Hub Off-Peak	\$ 28.77	\$ 16.05	\$ 17.98	\$ 24.17
Exchange rate (US:CDN)	1.21144	1.15644		

	Today	This day last week	30 day rolling average	Year to date
BC Import % of ATC	30.8%	43.4%	55.2%	37.1%
SK Import % of ATC	60.9%	60.5%	63.3%	52.6%
BC Export % of ATC	0.0%	13.9%	7.3%	19.2%
SK Export % of ATC	0.0%	16.7%	0.6%	14.0%

### Summary of Average Pool Price and Gas price

