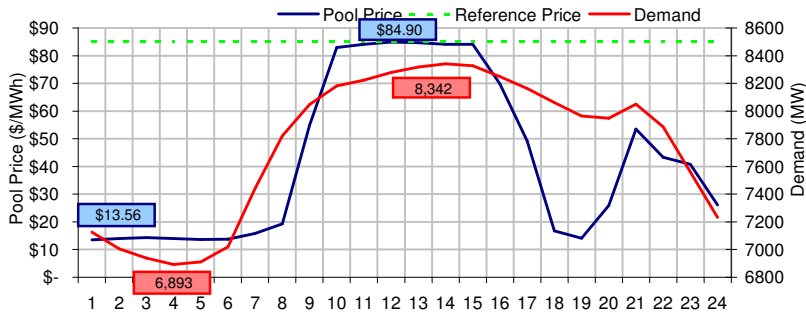
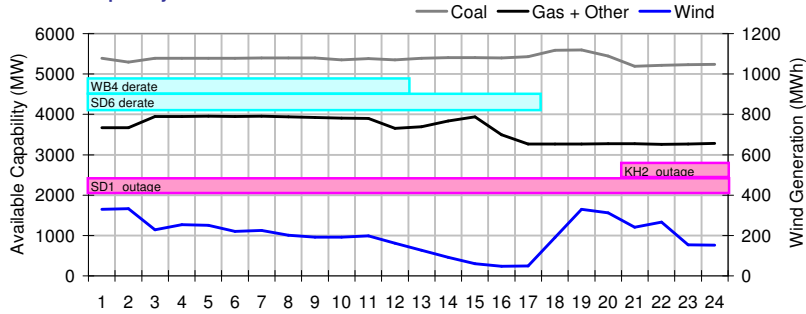


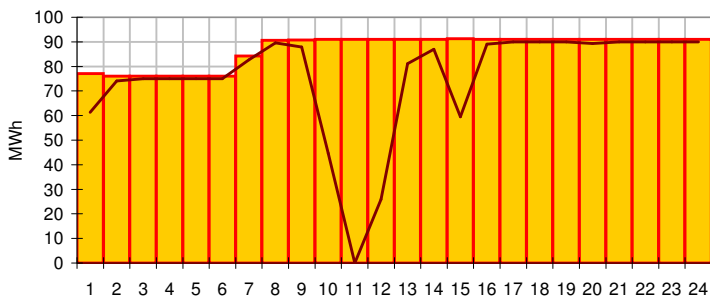
**Pool Price and Demand**



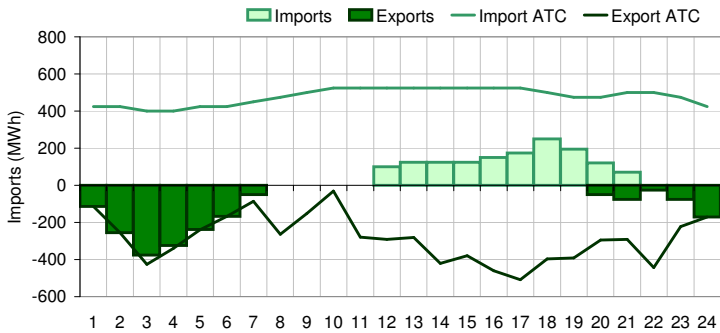
**Available Capacity**



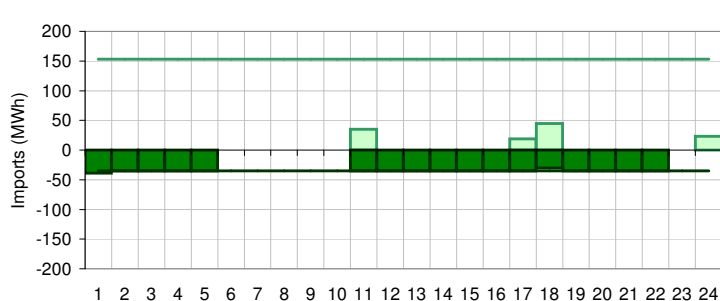
**Dispatched TMR and DDS**



**BC Intertie**



**SK Intertie**



**Pool Price (\$/MWh)**

	Today	This day last week	30 day rolling average	Year to date
average	\$ 42.41	\$ 30.54	\$ 63.31	\$ 86.38
on peak	\$ 55.77	\$ 40.02	\$ 88.18	\$ 112.08
off peak	\$ 15.68	\$ 11.57	\$ 29.18	\$ 47.51

**Gas price**

	Today	This day last week	30 day rolling average	Year to date
AECO-C (\$/GJ)	\$ 5.93	\$ 6.18	\$ 6.50	\$ 8.36
Heat rate (GJ/MWh)	7.15	4.94	9.74	10.33

**Demand (MWh)**

	Today	This day last week	30 day rolling average	Year to date
average	7750	7819	7865	7940
on peak	8089	8148	8252	8323
off peak	7071	7162	7261	7385

**Coal**

	Today	This day last week	30 day rolling average	Year to date
average AC/MC (%)	89.5%	93.9%	87.3%	85.2%
maximum AC/MC (%)	93.2%	98.1%	90.6%	
minimum AC/MC (%)	86.5%	86.5%	83.3%	

**Gas + Other**

	Today	This day last week	30 day rolling average	Year to date
average AC/MC (%)	75.0%	72.2%	73.1%	74.1%
maximum AC/MC (%)	81.3%	72.9%	75.7%	
minimum AC/MC (%)	67.0%	71.7%	68.7%	

**Wind Generation (MWh)**

	Today	This day last week
average	200	43
minimum	47	23
maximum	333	82

**Transmission Must Run (MWh)**

	Today	This day last week
average	87	215
minimum	76	205
maximum	91	222

**Dispatch Down Service (MWh)**

	Today	This day last week
average	75	155
minimum	0	49
maximum	90	215

**Intertie**

	Today	This day last week	30 day rolling average	Year to date
Mid-C On-Peak	\$ 63.21	\$ 64.63	\$ 65.94	\$ 69.10
Mid-C Off-Peak	\$ 53.02	\$ 48.95	\$ 53.63	\$ 53.01
Minn Hub On-Peak	\$ 47.86	\$ 37.11	\$ 56.46	\$ 67.34
Minn Hub Off-Peak	\$ 9.95	\$ 5.65	\$ 12.89	\$ 26.17
Exchange rate (US:CDN)	1.07558	1.06175		

**BC Import % of ATC**

	Today	This day last week	30 day rolling average	Year to date
BC Import % of ATC	12.5%	0.0%	8.9%	34.8%
SK Import % of ATC	3.3%	14.5%	47.5%	53.6%
BC Export % of ATC	0.0%	0.0%	32.0%	20.7%
SK Export % of ATC	70.7%	60.0%	7.7%	14.3%

**Summary of Average Pool Price and Gas price**

