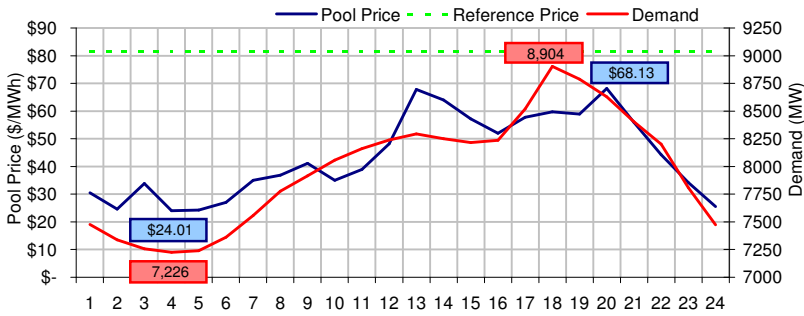
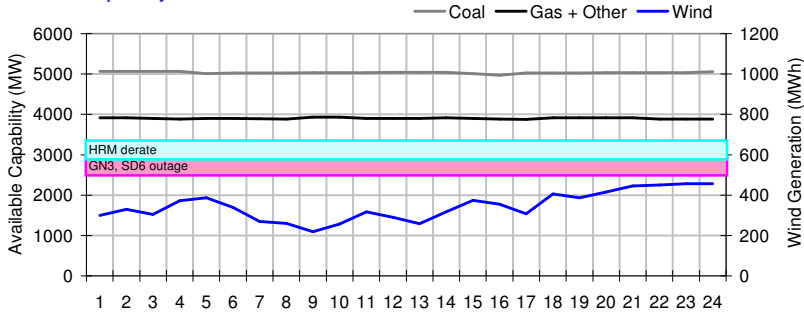


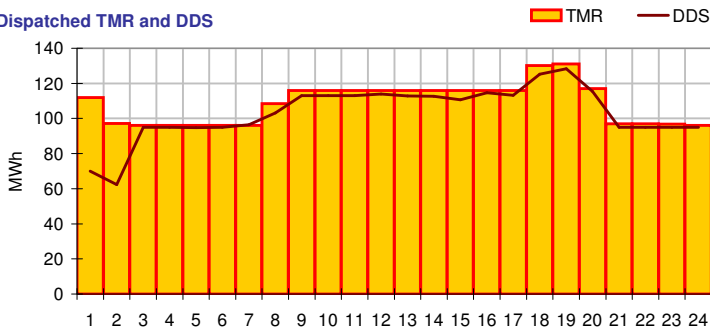
Pool Price and Demand



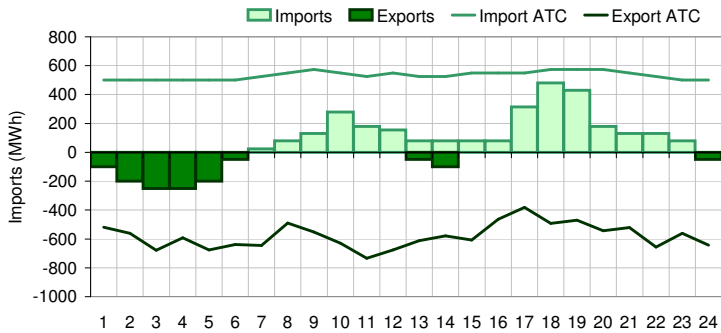
Available Capacity



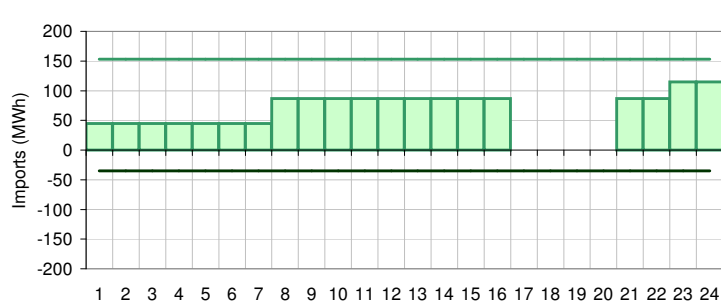
Dispatched TMR and DDS



BC Intertie



SK Intertie



Pool Price (\$/MWh)

	Today	This day last week	30 day rolling average	Year to date
average	\$ 43.54	\$ 496.23	\$ 112.88	\$ 91.76
on peak	\$ 51.25	\$ 690.00	\$ 149.36	\$ 121.42
off peak	\$ 28.11	\$ 108.70	\$ 55.81	\$ 47.60

Gas price

	Today	This day last week	30 day rolling average	Year to date
AECO-C (\$/GJ)	\$ 6.81	\$ 5.73	\$ 6.36	\$ 7.94
Heat rate (GJ/MWh)	6.39	86.59	17.75	11.56

Demand (MWh)

	Today	This day last week	30 day rolling average	Year to date
average	7972	7932	7835	7902
on peak	8275	8272	8207	8304
off peak	7366	7254	7255	7366

Coal

	Today	This day last week	30 day rolling average	Year to date
average AC/MC (%)	83.8%	72.0%	78.3%	84.2%
maximum AC/MC (%)	84.3%	76.1%	81.5%	
minimum AC/MC (%)	82.7%	69.7%	73.9%	

Gas + Other

	Today	This day last week	30 day rolling average	Year to date
average AC/MC (%)	80.2%	78.8%	71.0%	73.0%
maximum AC/MC (%)	80.9%	80.2%	73.8%	
minimum AC/MC (%)	79.7%	77.4%	66.8%	

Wind Generation (MWh)

	Today	This day last week	30 day rolling average	Year to date
average	345	6		
minimum	219	0		
maximum	457	63		

Transmission Must Run (MWh)

	Today	This day last week	30 day rolling average	Year to date
average	109	46		
minimum	96	0		
maximum	131	96		

Dispatch Down Service (MWh)

	Today	This day last week	30 day rolling average	Year to date
average	103	25		
minimum	62	0		
maximum	128	95		

Intertie

	Today	This day last week	30 day rolling average	Year to date
Mid-C On-Peak	\$ 56.53	\$ 59.78	\$ 51.59	\$ 66.35
Mid-C Off-Peak	\$ 49.67	\$ 51.03	\$ 43.87	\$ 51.59
Minn Hub On-Peak	\$ 52.84	\$ 49.89	\$ 44.63	\$ 63.19
Minn Hub Off-Peak	\$ 35.42	\$ 18.60	\$ 16.73	\$ 24.18
Exchange rate (US:CDN)	1.18072	1.19781		

	Today	This day last week	30 day rolling average	Year to date
BC Import % of ATC	22.8%	79.2%	57.1%	37.2%
SK Import % of ATC	40.9%	67.9%	66.5%	52.7%
BC Export % of ATC	0.0%	0.0%	6.8%	19.3%
SK Export % of ATC	0.0%	0.0%	0.6%	14.1%

Summary of Average Pool Price and Gas price

