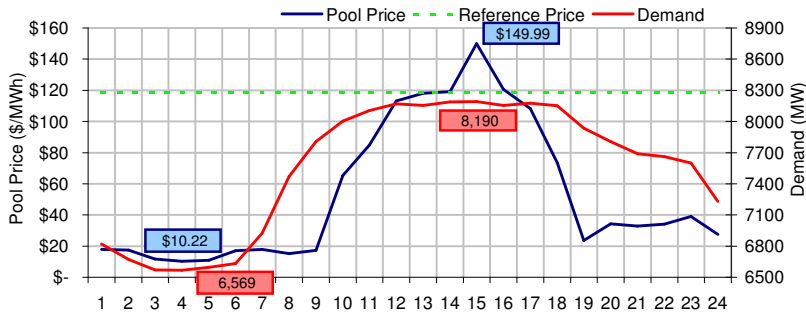
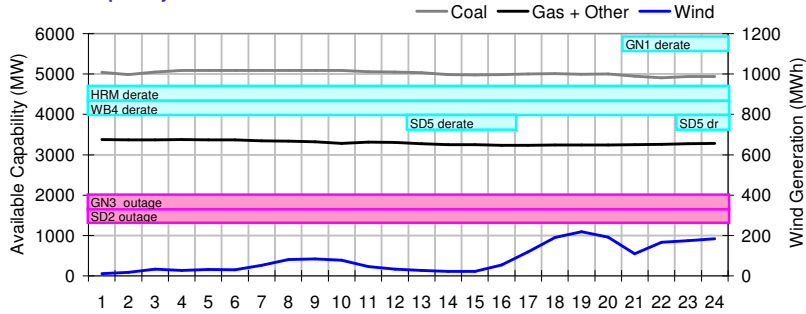


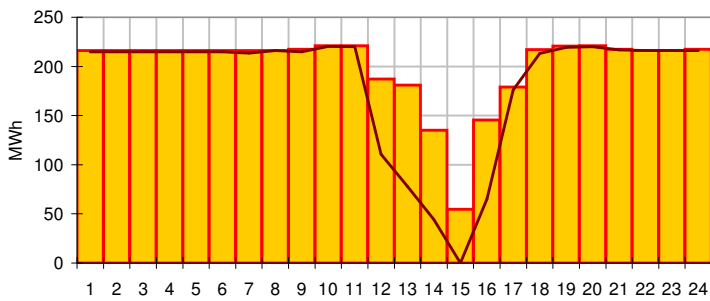
**Pool Price and Demand**



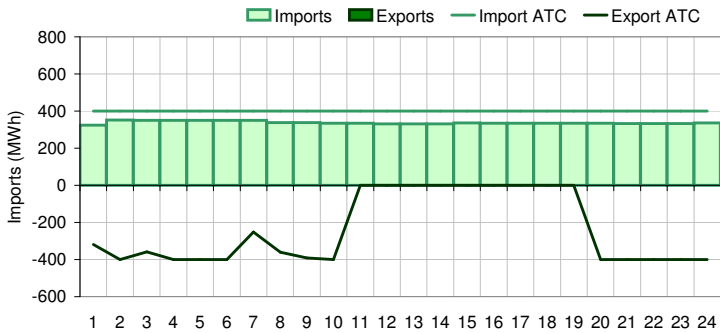
**Available Capacity**



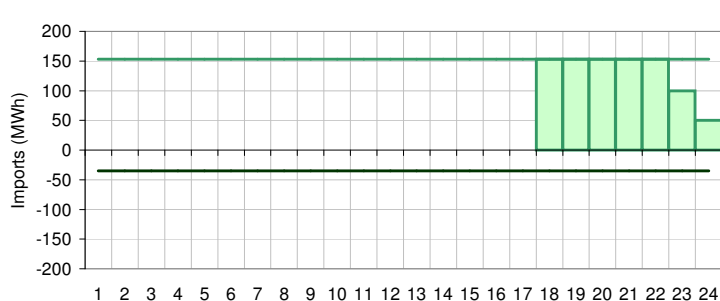
**Dispatched TMR and DDS**



**BC Intertie**



**SK Intertie**



**Pool Price (\$/MWh)**

	Today	This day last week	30 day rolling average	Year to date
average	\$ 53.34	\$ 94.68	\$101.15	\$ 93.03
on peak	\$ 71.84	\$131.62	\$138.36	\$116.43
off peak	\$ 16.33	\$ 20.78	\$ 42.95	\$ 57.85

**Gas price**

	Today	This day last week	30 day rolling average	Year to date
AECO-C (\$/GJ)	\$ 10.11	\$ 9.43	\$ 9.59	\$ 8.28
Heat rate (GJ/MWh)	5.27	10.04	10.54	11.24

**Demand (MWh)**

	Today	This day last week	30 day rolling average	Year to date
average	7553	7600	7467	8010
on peak	7954	7975	7840	8340
off peak	6752	6848	6907	7415

**Coal**

	Today	This day last week	30 day rolling average	Year to date
average AC/MC (%)	83.61%	73.98%	77.48%	85.83%
maximum AC/MC (%)	84.68%	76.88%	80.21%	
minimum AC/MC (%)	81.71%	68.39%	74.04%	

**Gas + Other**

	Today	This day last week	30 day rolling average	Year to date
average AC/MC (%)	67.80%	75.20%	72.75%	60.46%
maximum AC/MC (%)	69.43%	77.35%	75.44%	
minimum AC/MC (%)	66.51%	71.33%	67.57%	

**Wind Generation (MWh)**

	Today	This day last week
average	83	112
minimum	10	5
maximum	219	327

**Transmission Must Run (MWh)**

	Today	This day last week
average	200	88
minimum	55	46
maximum	221	136

**Dispatch Down Service (MWh)**

	Today	This day last week
average	182	77
minimum	0	12
maximum	220	157

**Intertie**

	Today	This day last week	30 day rolling average	Year to date
Mid-C On-Peak	\$ 18.02	\$ 18.91	\$ 52.79	\$ 72.33
Mid-C Off-Peak	\$ 1.09	\$ (0.45)	\$ 29.04	\$ 61.97
Minn Hub On-Peak	\$102.10	\$ 49.28	\$ 54.55	\$ 67.68
Minn Hub Off-Peak	\$ 20.47	\$ 13.14	\$ 17.32	\$ 33.18
Exchange rate (US:CDN)	1.01086	0.99327		

	Today	This day last week	30 day rolling average	Year to date
BC Import % of ATC	84.40%	87.48%	59.99%	33.40%
SK Import % of ATC	24.92%	0.00%	51.48%	51.79%
BC Export % of ATC	0.00%	0.00%	5.38%	21.52%
SK Export % of ATC	0.00%	0.00%	2.59%	17.64%

**Summary of Average Pool Price and Gas price**

