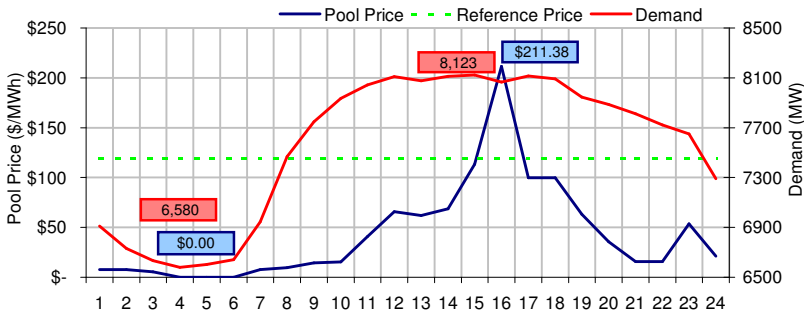
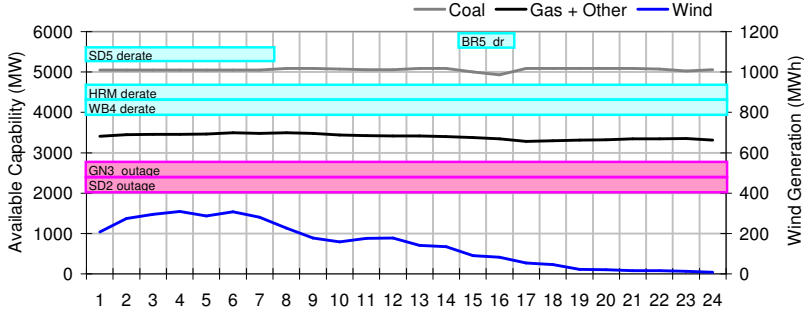


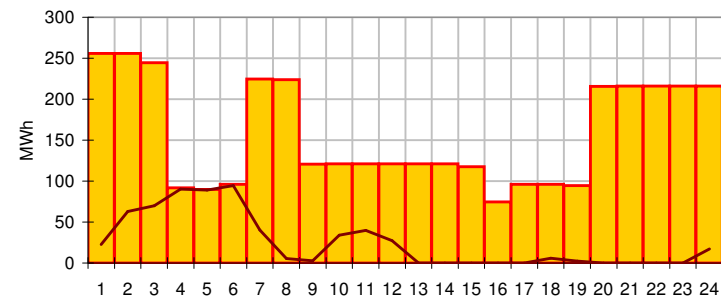
Pool Price and Demand



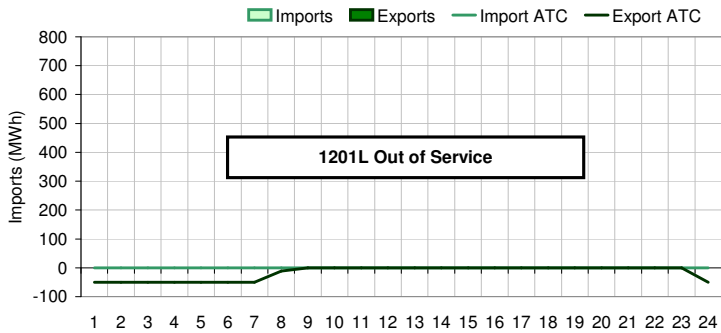
Available Capacity



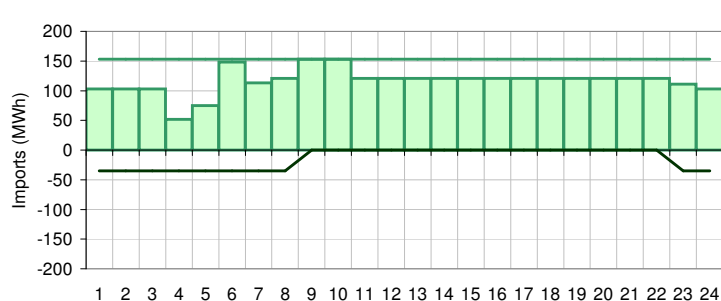
Dispatched TMR and DDS



BC Intertie



SK Intertie



	Today	This day last week	30 day rolling average	Year to date
Pool Price (\$/MWh)				
average	\$ 43.11	\$145.17	\$102.29	\$ 93.58
on peak	\$ 61.57	\$207.96	\$141.44	\$117.14
off peak	\$ 6.19	\$ 19.60	\$ 46.89	\$ 58.40

	Today	This day last week	30 day rolling average	Year to date
Gas price				
AECO-C (\$)	\$ 10.08	\$ 9.86	\$ 9.56	\$ 8.25
Heat rate (GJ/MWh)	4.28	14.72	10.70	11.34

	Today	This day last week	30 day rolling average	Year to date
Demand (MWh)				
average	7552	7461	7474	8016
on peak	7932	7775	7845	8342
off peak	6791	6832	6920	7418

	Today	This day last week	30 day rolling average	Year to date
Coal				
average AC/MC (%)	84.22%	76.67%	77.19%	85.86%
maximum AC/MC (%)	84.80%	81.82%	80.13%	
minimum AC/MC (%)	82.13%	68.09%	73.66%	

	Today	This day last week	30 day rolling average	Year to date
Gas + Other				
average AC/MC (%)	69.88%	75.30%	73.03%	60.53%
maximum AC/MC (%)	71.86%	81.57%	75.72%	
minimum AC/MC (%)	67.54%	61.97%	67.67%	

	Today	This day last week	30 day rolling average	Year to date
Wind Generation (MWh)				
average	147	38		
minimum	9	10		
maximum	309	81		

	Today	This day last week	30 day rolling average	Year to date
Transmission Must Run (MWh)				
average	157	96		
minimum	75	1		
maximum	256	161		

	Today	This day last week	30 day rolling average	Year to date
Dispatch Down Service (MWh)				
average	25	74		
minimum	0	0		
maximum	95	110		

	Today	This day last week	30 day rolling average	Year to date
Intertie				
Mid-C On-Peak	\$ 7.39	\$ 17.99	\$ 57.56	\$ 73.22
Mid-C Off-Peak	\$ (0.30)	\$ (1.23)	\$ 33.89	\$ 62.76
Minn Hub On-Peak	\$ 82.76	\$ 73.79	\$ 52.19	\$ 67.39
Minn Hub Off-Peak	\$ 23.43	\$ 19.44	\$ 16.93	\$ 33.34
Exchange rate (US:CDN)	0.99711	0.98936		

	Today	This day last week	30 day rolling average	Year to date
BC Import % of ATC	0.00%	85.31%	60.52%	32.87%
SK Import % of ATC	75.98%	0.00%	53.22%	51.96%
BC Export % of ATC	0.00%	0.00%	5.96%	21.80%
SK Export % of ATC	0.00%	0.00%	2.59%	17.87%

Summary of Average Pool Price and Gas price

