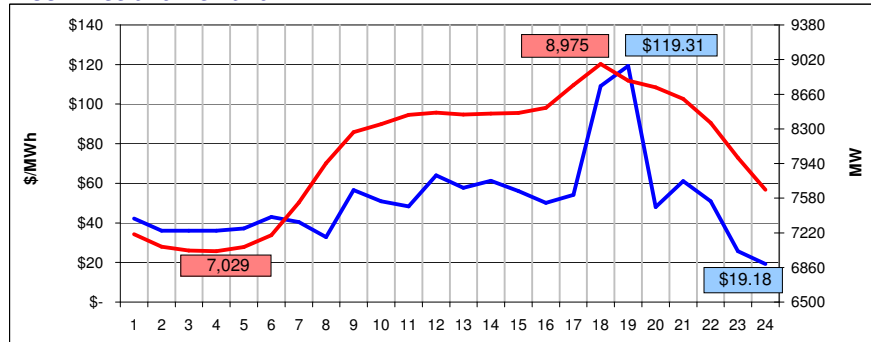
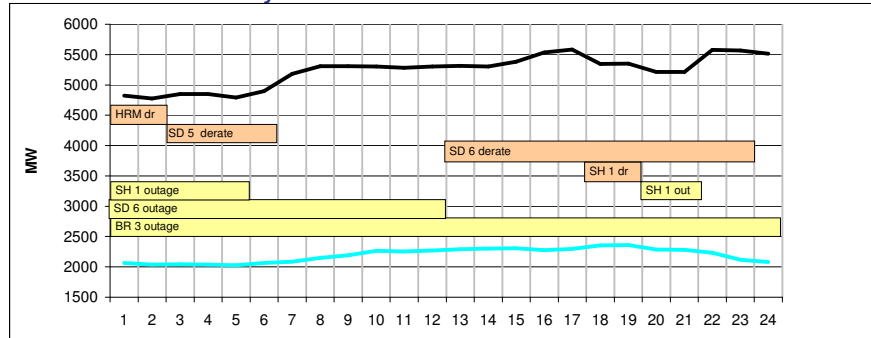


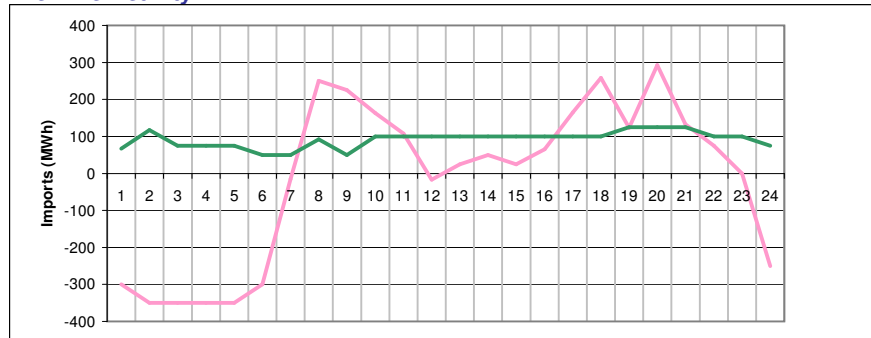
### Pool Price and Demand



### Offered Unit Availability



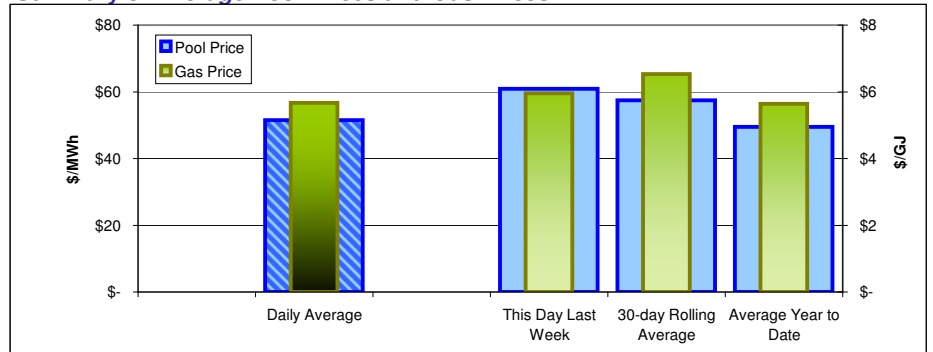
### Tie-Line Activity



### Legend



### Summary of Average Pool Prices and Gas Prices



	Daily Average	This Day Last Week	30-day Rolling Average	Average Year to Date	
Pool Price	\$ 51.50	\$ 60.89	\$ 57.50	\$ 49.53	(\$/MWh)
Gas Price	\$ 5.67	\$ 5.96	\$ 6.53	\$ 5.64	(\$/GJ)
Heat Rate	9.09	10.22	8.81	8.78	(GJ/MWh)

### Other Markets (prices in \$CDN)

	On-Peak	Off-Peak
Mid-C	\$ 61.53	\$ 60.03
Minn Hub	\$ 43.22	\$ 23.62
Pool Price	\$ 59.12	\$ 36.26

Mid-C and Minn Hub prices are converted at an exchange rate of: 1.1664

Alberta's Market Surveillance Administrator is in place to monitor the fair, efficient and openly competitive operation of all electricity markets within the province. The Daily Snapshot is a daily publication by the MSA intended to educate industry participants and the public on market activities for the previous day. Any questions regarding the material in this publication should be directed to MSA staff. Our contact information is available on the MSA website: [www.albertamsa.ca](http://www.albertamsa.ca)