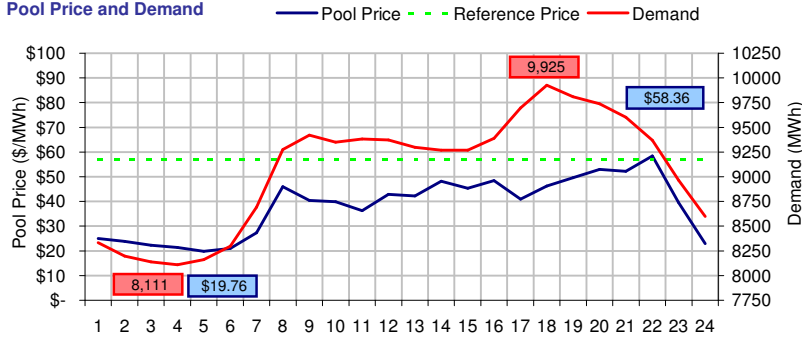
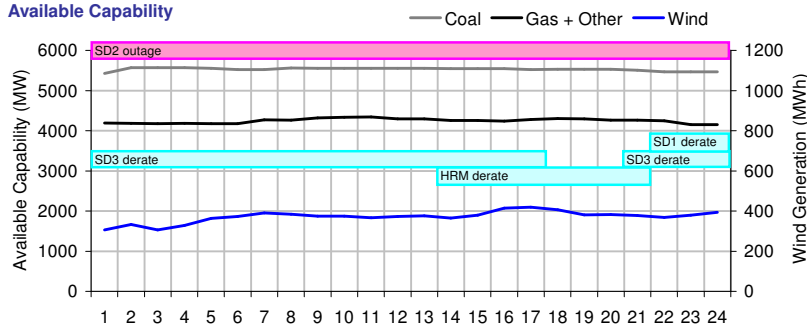


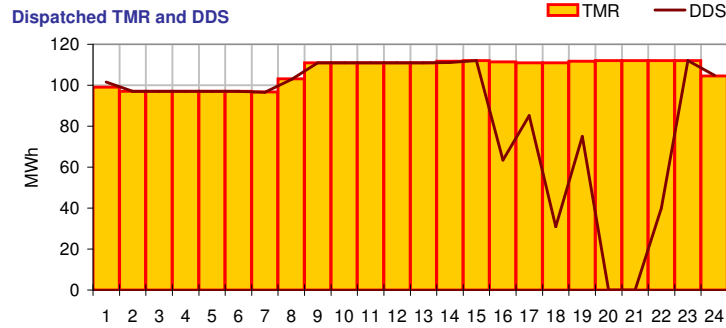
**Pool Price and Demand**



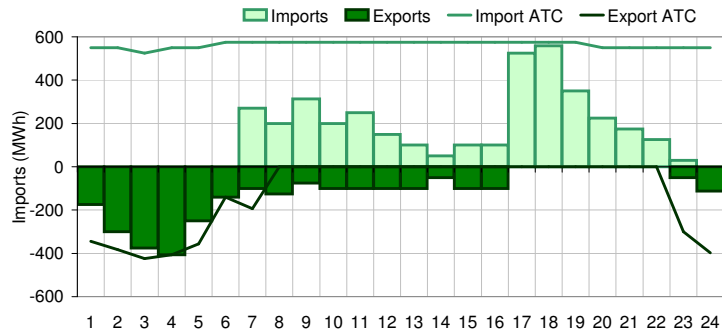
**Available Capacity**



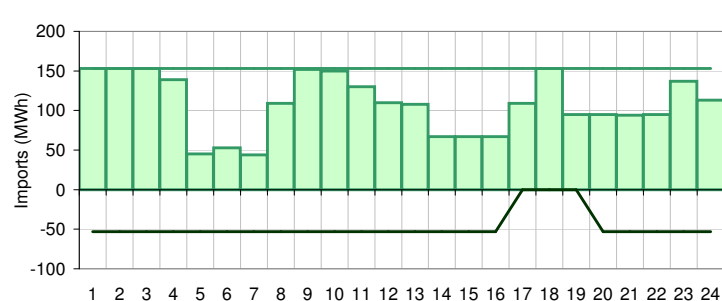
**Dispatched TMR and DDS**



**BC Intertie**



**SK Intertie**



**Pool Price (\$/MWh)**

	Today	This day last week	30 day rolling average	Year to date
average	\$ 38.03	\$ 110.75	\$ 52.96	\$ 47.92
on peak	\$ 45.59	\$ 146.86	\$ 66.46	\$ 61.51
off peak	\$ 22.92	\$ 38.54	\$ 32.70	\$ 28.73

**Gas price**

	Today	This day last week	30 day rolling average	Year to date
AECO-C (\$/GJ)	\$ 5.09	\$ 4.50	\$ 3.91	\$ 3.66
Heat rate (GJ/MWh)	7.46	24.58	13.55	13.10

**Demand (MWh)**

	Today	This day last week	30 day rolling average	Year to date
average	9069	8621	8340	7934
on peak	9446	9007	8738	8318
off peak	8316	7847	7706	7359

**Coal**

	Today	This day last week	30 day rolling average	Year to date
average AC/MC (%)	91.3%	82.9%	81.6%	83.9%
maximum AC/MC (%)	92.0%	87.7%		
minimum AC/MC (%)	89.6%	79.2%		

**Gas + Other**

	Today	This day last week	30 day rolling average	Year to date
average AC/MC (%)	74.5%	75.1%	71.1%	68.4%
maximum AC/MC (%)	76.2%	78.8%		
minimum AC/MC (%)	72.8%	73.3%		

**Wind Generation (MWh)**

	Today	This day last week	30 day rolling average	Year to date
average	372	12		
minimum	306	0		
maximum	420	33		

**Transmission Must Run (MWh)**

	Today	This day last week	30 day rolling average	Year to date
average	107	135		
minimum	97	5		
maximum	112	222		

**Dispatch Down Service (MWh)**

	Today	This day last week	30 day rolling average	Year to date
average	86			
minimum	0			
maximum	112			

**Intertie**

	Today	This day last week	30 day rolling average	Year to date
Mid-C On-Peak	\$ 114.94	\$ 45.25	\$ 38.29	\$ 34.25
Mid-C Off-Peak	\$ 79.44	\$ 38.39	\$ 32.00	\$ 27.15
Minn Hub On-Peak	\$ 51.15	\$ 30.06	\$ 28.40	\$ 29.89
Minn Hub Off-Peak	\$ 23.73	\$ 15.29	\$ 14.33	\$ 13.05
Exchange rate (US:CDN)	1.05470	1.04950		

	Today	This day last week	30 day rolling average	Year to date
BC Import % of ATC	27.5%	62.2%	36.1%	33.5%
SK Import % of ATC	70.6%	53.5%	74.0%	51.1%
BC Export % of ATC	93.8%	12.8%	19.9%	22.4%
SK Export % of ATC	0.0%	0.0%	0.0%	11.8%

**Summary of Average Pool Price and Gas price**

