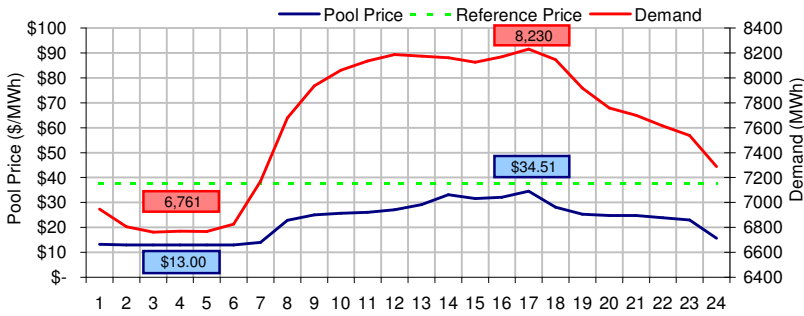
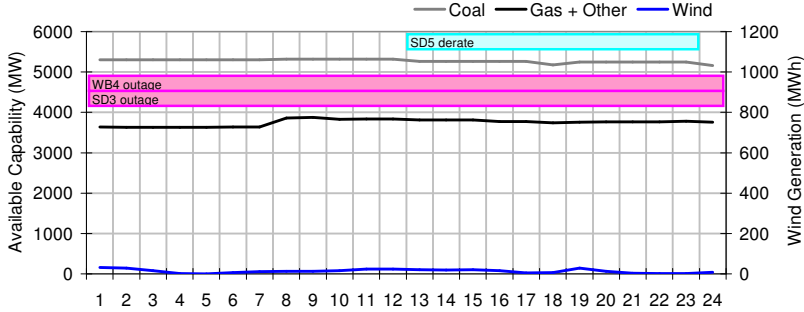


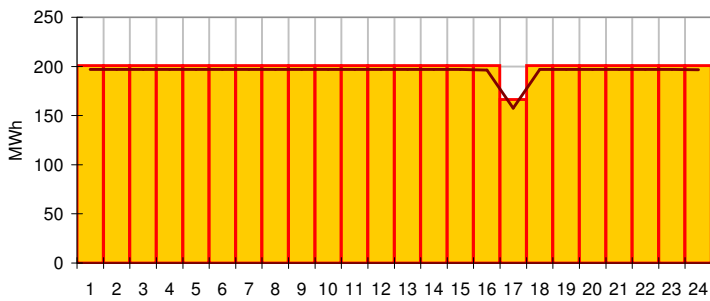
Pool Price and Demand



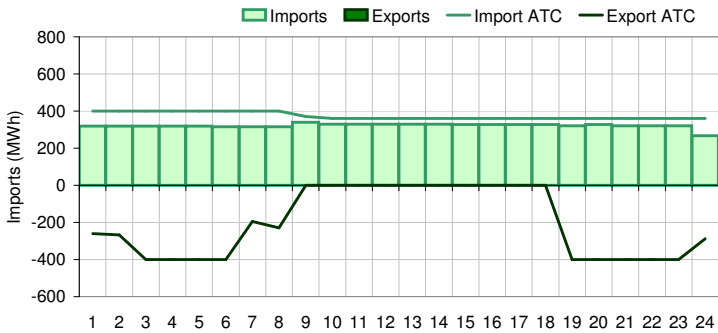
Available Capacity



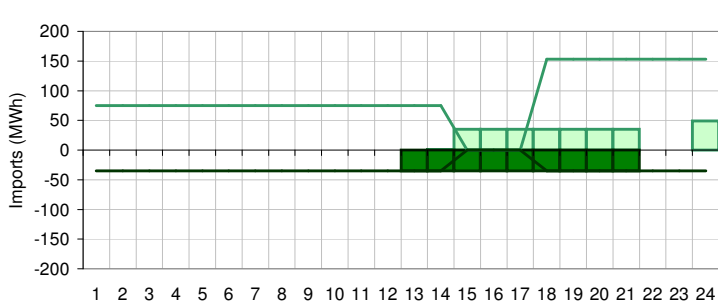
Dispatched TMR and DDS



BC Intertie



SK Intertie



Pool Price (\$/MWh)

	Today	This day last week	30 day rolling average	Year to date
average	\$ 22.70	\$ 18.24	\$ 30.40	\$ 49.23
on peak	\$ 27.30	\$ 23.18	\$ 38.57	\$ 59.37
off peak	\$ 13.48	\$ 8.35	\$ 18.32	\$ 35.33

Gas price

	Today	This day last week	30 day rolling average	Year to date
AECO-C (\$/GJ)	\$ 2.75	\$ 3.03	\$ 3.33	\$ 4.10
Heat rate (GJ/MWh)	8.25	6.01	9.13	12.01

Demand (MWh)

	Today	This day last week	30 day rolling average	Year to date
average	7619	7706	7497	7983
on peak	7971	8106	7893	8335
off peak	6917	6906	6958	7466

Coal

	Today	This day last week	30 day rolling average	Year to date
average AC/MC (%)	87.8%	97.8%	83.5%	83.2%
maximum AC/MC (%)	88.5%	98.1%		
minimum AC/MC (%)	85.9%	96.3%		

Gas + Other

	Today	This day last week	30 day rolling average	Year to date
average AC/MC (%)	70.3%	66.1%	64.0%	68.7%
maximum AC/MC (%)	72.6%	72.2%		
minimum AC/MC (%)	68.0%	59.7%		

Wind Generation (MWh)

	Today	This day last week	30 day rolling average	Year to date
average	14	99		
minimum	0	14		
maximum	31	359		

Transmission Must Run (MWh)

	Today	This day last week	30 day rolling average	Year to date
average	200	155		
minimum	166	61		
maximum	201	203		

Dispatch Down Service (MWh)

	Today	This day last week	30 day rolling average	Year to date
average	195	150		
minimum	158	57		
maximum	197	197		

Intertie

	Today	This day last week	30 day rolling average	Year to date
Mid-C On-Peak	\$ 21.01	\$ 30.46	\$ 24.68	\$ 30.87
Mid-C Off-Peak	\$ 3.34	\$ 12.27	\$ 13.89	\$ 25.63
Minn Hub On-Peak	\$ 25.75	\$ 31.35	\$ 25.38	\$ 32.59
Minn Hub Off-Peak	\$ 9.52	\$ 10.64	\$ 7.10	\$ 16.12
Exchange rate (US:CDN)	1.11954	1.09222		

	Today	This day last week	30 day rolling average	Year to date
BC Import % of ATC	86.0%	30.3%	53.9%	43.1%
SK Import % of ATC	13.9%	28.6%	46.6%	43.0%
BC Export % of ATC	0.0%	6.9%	4.6%	13.5%
SK Export % of ATC	42.9%	71.0%	28.4%	20.8%

Summary of Average Pool Price and Gas price

