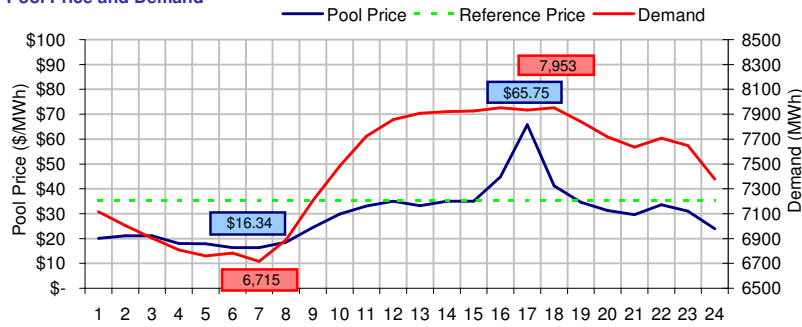
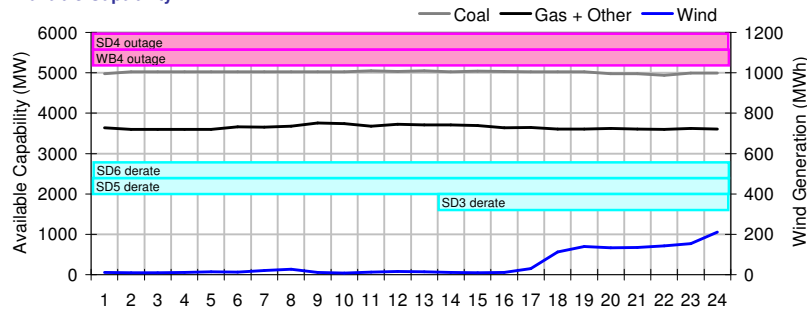


**Pool Price and Demand**



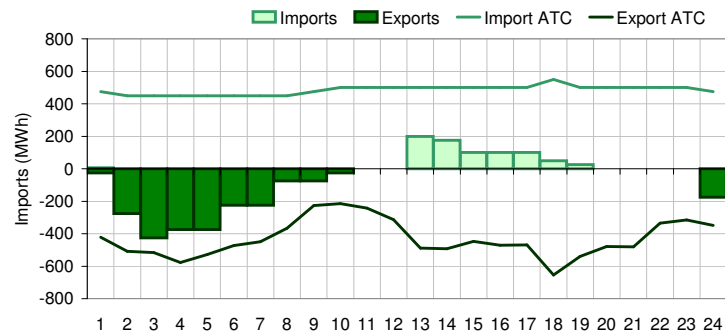
**Available Capability**



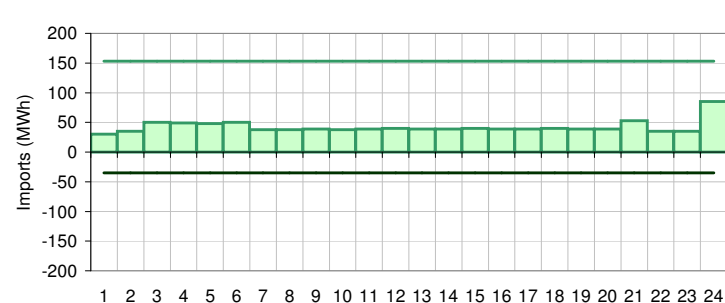
**Dispatched TMR and DDS**



**BC Intertie**



**SK Intertie**



**Pool Price (\$/MWh)**

	Today	This day last week	30 day rolling average	Year to date
average	\$ 29.61	\$ 28.79	\$ 40.55	\$ 46.12
on peak	\$ 34.74	\$ 34.50	\$ 52.55	\$ 56.72
off peak	\$ 19.36	\$ 17.36	\$ 22.19	\$ 30.99

**Gas price**

	Today	This day last week	30 day rolling average	Year to date
AECO-C (\$/GJ)	\$ 2.86	\$ 2.75	\$ 2.93	\$ 3.78
Heat rate (GJ/MWh)	10.34	10.47	13.86	12.21

**Demand (MWh)**

	Today	This day last week	30 day rolling average	Year to date
average	7449	7569	7770	7920
on peak	7706	7843	8176	8286
off peak	6934	7023	7147	7373

**Coal**

	Today	This day last week	30 day rolling average	Year to date
average AC/MC (%)	83.5%	77.7%	82.4%	83.5%
maximum AC/MC (%)	84.0%	82.2%		
minimum AC/MC (%)	82.2%	75.6%		

**Gas + Other**

	Today	This day last week	30 day rolling average	Year to date
average AC/MC (%)	68.4%	70.0%	68.2%	68.2%
maximum AC/MC (%)	70.3%	72.7%		
minimum AC/MC (%)	67.4%	67.7%		

**Wind Generation (MWh)**

	Today	This day last week	30 day rolling average	Year to date
average	53	159		
minimum	9	81		
maximum	212	355		

**Transmission Must Run (MWh)**

	Today	This day last week	30 day rolling average	Year to date
average	74	73		
minimum	39	38		
maximum	76	75		

**Dispatch Down Service (MWh)**

	Today	This day last week	30 day rolling average	Year to date
average	59	51		
minimum	0	0		
maximum	75	74		

**Intertie**

	Today	This day last week	30 day rolling average	Year to date
Mid-C On-Peak	\$ 40.34	\$ 39.89	\$ 37.31	\$ 30.81
Mid-C Off-Peak	\$ 35.48	\$ 31.71	\$ 28.41	\$ 24.80
Minn Hub On-Peak	\$ 33.80	\$ 25.75	\$ 25.23	\$ 30.70
Minn Hub Off-Peak	\$ 8.58	\$ 7.24	\$ 8.04	\$ 13.84
Exchange rate (US:CDN)	1.07300	1.08083		

	Today	This day last week	30 day rolling average	Year to date
BC Import % of ATC	6.5%	17.2%	34.0%	41.7%
SK Import % of ATC	27.7%	64.7%	75.4%	48.4%
BC Export % of ATC	22.0%	10.6%	14.8%	13.1%
SK Export % of ATC	0.0%	0.0%	5.7%	18.2%

**Summary of Average Pool Price and Gas price**

