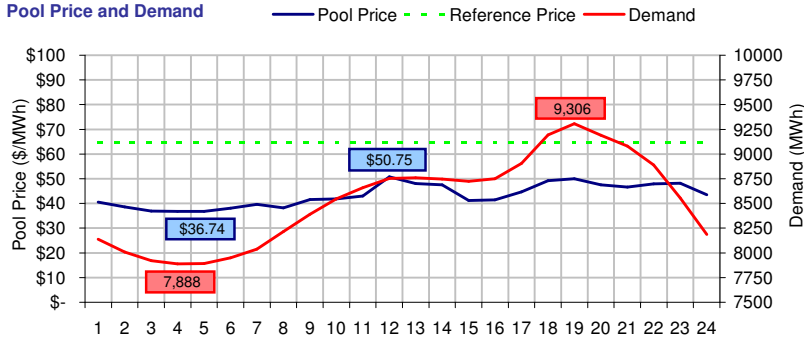
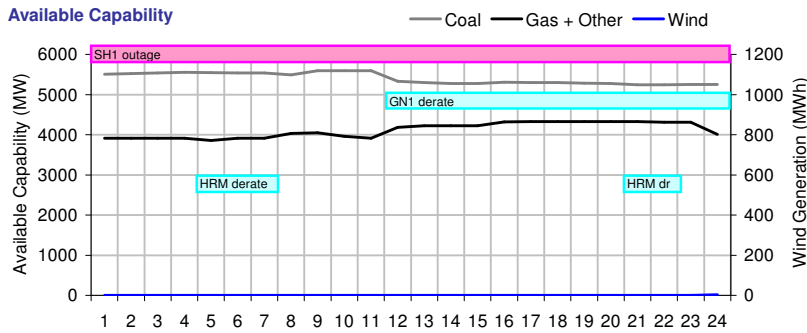


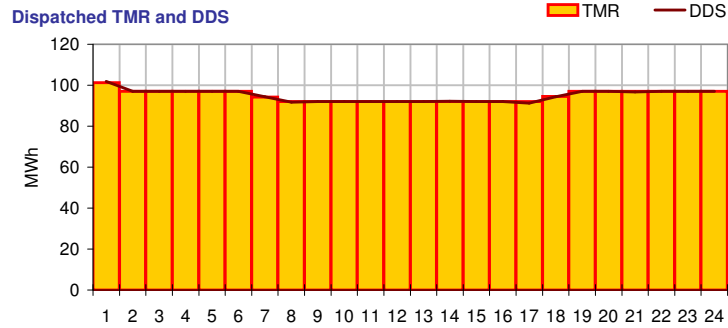
Pool Price and Demand



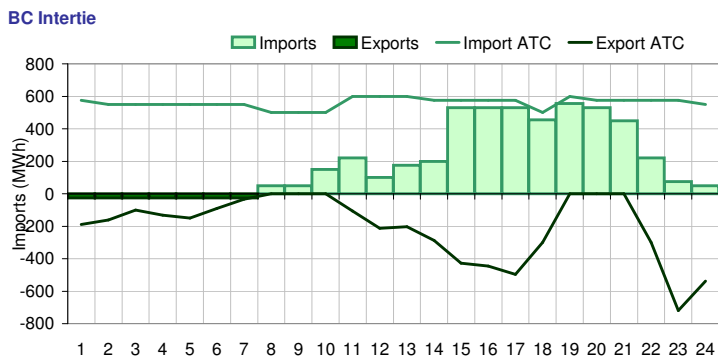
Available Capacity



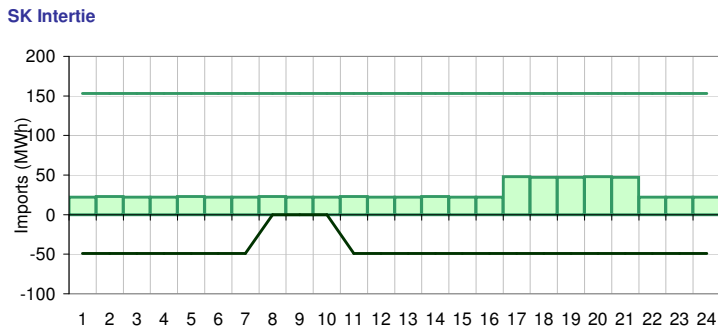
Dispatched TMR and DDS



BC Intertie



SK Intertie



Pool Price (\$/MWh)

	Today	This day last week	30 day rolling average	Year to date
average	\$ 43.28	\$ 43.35	\$ 44.79	\$ 44.16
on peak	NA	NA	\$ 51.41	\$ 51.03
off peak	\$ 43.28	\$ 43.35	\$ 34.90	\$ 34.40

Gas price

	Today	This day last week	30 day rolling average	Year to date
AECO-C (\$/GJ)	\$ 5.34	\$ 5.08	\$ 5.21	\$ 5.27
Heat rate (GJ/MWh)	8.11	8.54	8.59	8.38

Demand (MWh)

	Today	This day last week	30 day rolling average	Year to date
average	8528	8436	8541	8566
on peak	NA	NA	8927	8946
off peak	8528	8436	7967	7995

Coal

	Today	This day last week	30 day rolling average	Year to date
average AC/MC (%)	89.2%	82.9%	87.9%	88.6%
maximum AC/MC (%)	92.4%	85.6%		
minimum AC/MC (%)	86.6%	79.4%		

Gas + Other

	Today	This day last week	30 day rolling average	Year to date
average AC/MC (%)	72.0%	76.4%	71.2%	71.0%
maximum AC/MC (%)	75.8%	80.9%		
minimum AC/MC (%)	67.6%	71.2%		

Wind Generation (MWh)

	Today	This day last week
average	0	17
minimum	0	0
maximum	4	43

Transmission Must Run (MWh)

	Today	This day last week
average	95	94
minimum	92	89
maximum	101	103

Dispatch Down Service (MWh)

	Today	This day last week
average	95	99
minimum	91	89
maximum	102	153

Intertie

	Today	This day last week	30 day rolling average	Year to date
Mid-C On-Peak	NA	NA	\$ 48.90	\$ 49.04
Mid-C Off-Peak	\$ 46.41	\$ 44.64	\$ 42.45	\$ 42.84
Minn Hub On-Peak	\$ 41.77	\$ 54.63	\$ 44.99	\$ 47.12
Minn Hub Off-Peak	\$ 27.58	\$ 31.60	\$ 25.33	\$ 27.27
Exchange rate (US:CDN)	1.07109	1.06986		

	Today	This day last week	30 day rolling average	Year to date
BC Import % of ATC	36.3%	43.6%	0.0%	0.0%
SK Import % of ATC	18.0%	40.5%	0.0%	0.0%
BC Export % of ATC	3.6%	2.4%	0.0%	0.0%
SK Export % of ATC	0.0%	0.0%	0.0%	0.0%

Summary of Average Pool Price and Gas price

