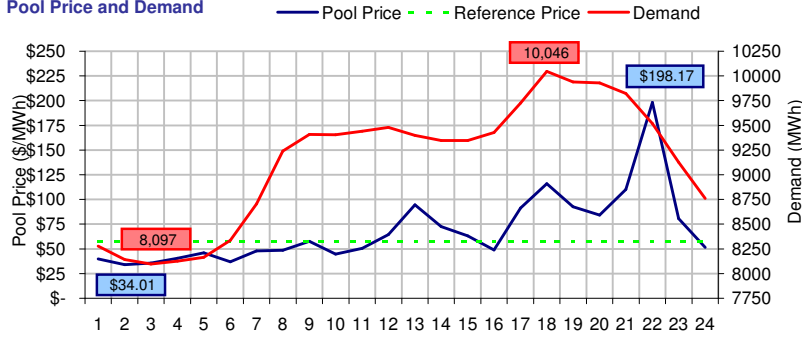
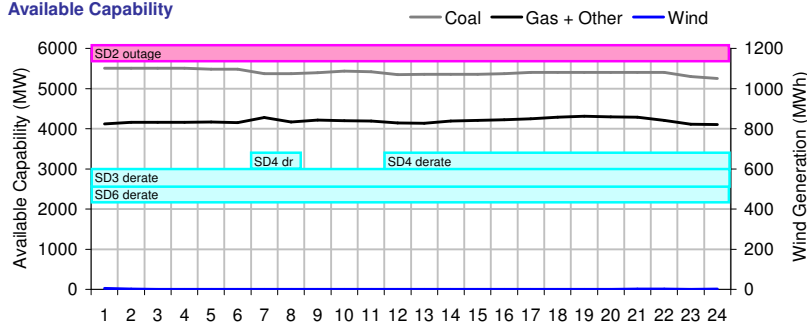


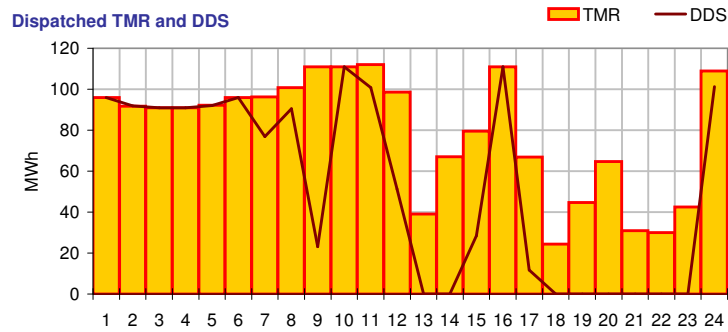
Pool Price and Demand



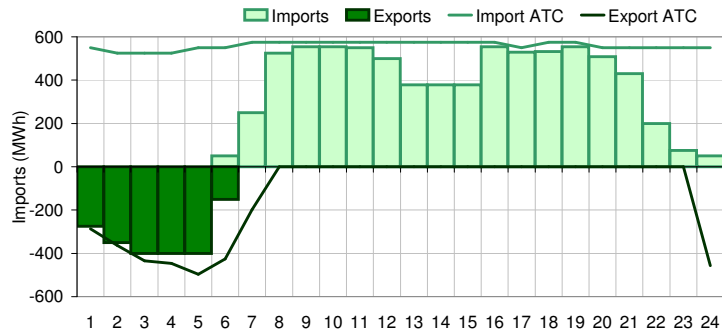
Available Capacity



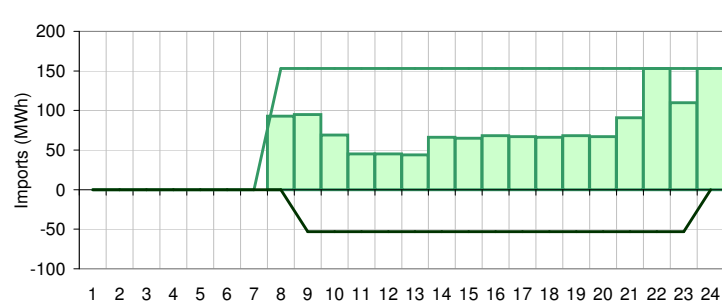
Dispatched TMR and DDS



BC Intertie



SK Intertie



Pool Price (\$/MWh)

	Today	This day last week	30 day rolling average	Year to date
average	\$ 68.76	\$ 35.28	\$ 50.62	\$ 47.70
on peak	\$ 82.37	\$ 43.30	\$ 66.22	\$ 61.23
off peak	\$ 41.54	\$ 19.25	\$ 32.51	\$ 28.60

Gas price

	Today	This day last week	30 day rolling average	Year to date
AECO-C (\$/GJ)	\$ 4.93	\$ 4.23	\$ 3.82	\$ 3.65
Heat rate (GJ/MWh)	13.96	8.34	13.26	13.07

Demand (MWh)

	Today	This day last week	30 day rolling average	Year to date
average	9134	8513	8267	7927
on peak	9537	8975	8676	8310
off peak	8326	7589	7652	7353

Coal

	Today	This day last week	30 day rolling average	Year to date
average AC/MC (%)	89.3%	86.6%	80.6%	83.8%
maximum AC/MC (%)	90.9%	89.1%		
minimum AC/MC (%)	86.8%	81.9%		

Gas + Other

	Today	This day last week	30 day rolling average	Year to date
average AC/MC (%)	73.6%	74.4%	70.7%	68.3%
maximum AC/MC (%)	75.5%	77.1%		
minimum AC/MC (%)	72.0%	71.4%		

Wind Generation (MWh)

	Today	This day last week	30 day rolling average	Year to date
average	0	337		
minimum	0	71		
maximum	4	469		

Transmission Must Run (MWh)

	Today	This day last week	30 day rolling average	Year to date
average	79	163		
minimum	24	50		
maximum	112	230		

Dispatch Down Service (MWh)

	Today	This day last week	30 day rolling average	Year to date
average	53	180		
minimum	0	30		
maximum	111	229		

Intertie

	Today	This day last week	30 day rolling average	Year to date
Mid-C On-Peak	\$ 57.39	\$ 35.39	\$ 36.21	\$ 33.89
Mid-C Off-Peak	\$ 46.63	\$ 30.97	\$ 30.61	\$ 26.93
Minn Hub On-Peak	\$ 44.41	\$ 31.98	\$ 26.98	\$ 29.79
Minn Hub Off-Peak	\$ 19.56	\$ 17.45	\$ 13.51	\$ 12.99
Exchange rate (US:CDN)	1.05730	1.06100		

	Today	This day last week	30 day rolling average	Year to date
BC Import % of ATC	56.3%	25.9%	35.9%	33.5%
SK Import % of ATC	52.5%	72.5%	74.4%	50.9%
BC Export % of ATC	63.5%	31.1%	16.9%	22.2%
SK Export % of ATC	0.0%	0.0%	0.0%	11.9%

Summary of Average Pool Price and Gas price

