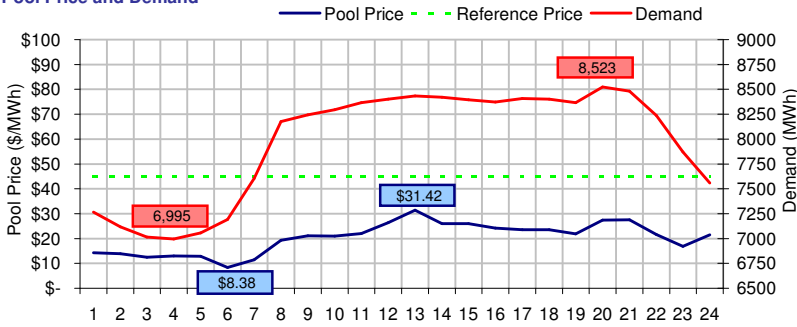
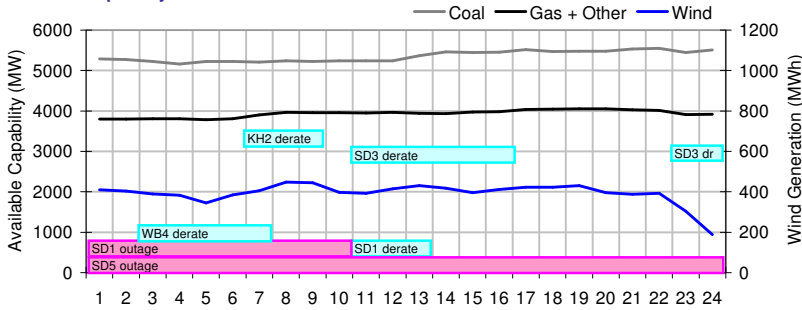


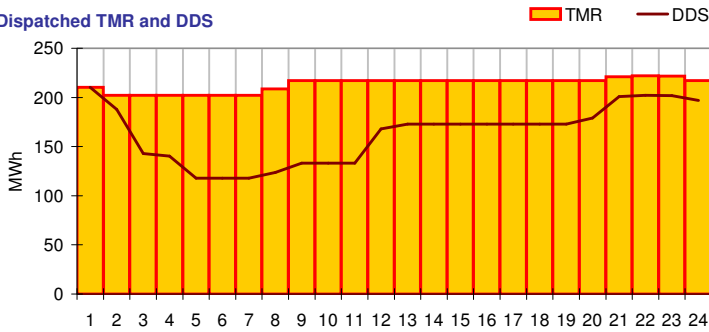
Pool Price and Demand



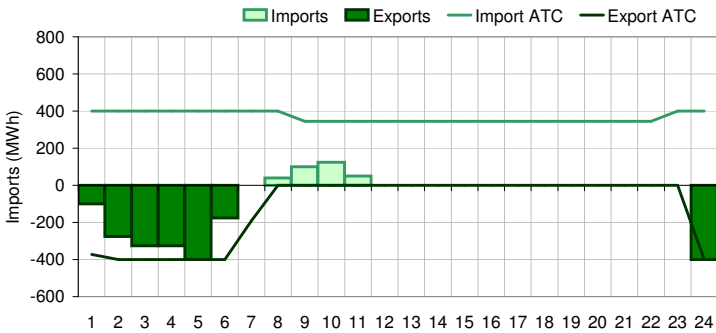
Available Capacity



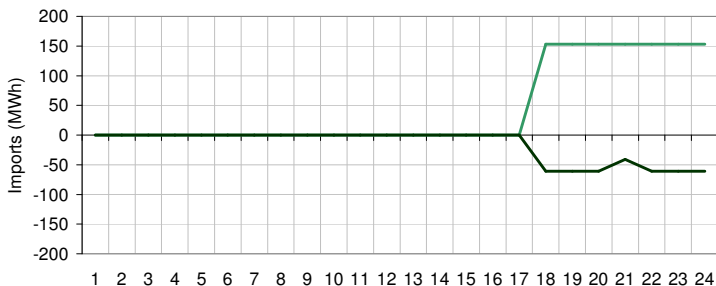
Dispatched TMR and DDS



BC Intertie



SK Intertie



Pool Price (\$/MWh)

	Today	This day last week	30 day rolling average	Year to date
average	\$ 20.32	\$ 27.91	\$ 55.60	\$ 47.86
on peak	\$ 23.74	\$ 34.55	\$ 82.44	\$ 61.79
off peak	\$ 13.49	\$ 14.65	\$ 17.94	\$ 28.32

Gas price

	Today	This day last week	30 day rolling average	Year to date
AECO-C (\$/GJ)	\$ 3.59	\$ 3.51	\$ 3.10	\$ 3.56
Heat rate (GJ/MWh)	5.67	7.95	17.94	13.43

Demand (MWh)

	Today	This day last week	30 day rolling average	Year to date
average	7967	7693	7641	7880
on peak	8337	8082	8069	8261
off peak	7226	6916	6982	7313

Coal

	Today	This day last week	30 day rolling average	Year to date
average AC/MC (%)	89.1%	86.2%	87.0%	84.1%
maximum AC/MC (%)	92.3%	92.5%		
minimum AC/MC (%)	85.9%	83.6%		

Gas + Other

	Today	This day last week	30 day rolling average	Year to date
average AC/MC (%)	72.4%	63.0%	64.5%	67.9%
maximum AC/MC (%)	74.7%	66.6%		
minimum AC/MC (%)	69.7%	60.4%		

Wind Generation (MWh)

	Today	This day last week	30 day rolling average	Year to date
average	393	240		
minimum	188	102		
maximum	448	385		

Transmission Must Run (MWh)

	Today	This day last week	30 day rolling average	Year to date
average	213	172		
minimum	202	97		
maximum	222	229		

Dispatch Down Service (MWh)

	Today	This day last week	30 day rolling average	Year to date
average	163	99		
minimum	118	0		
maximum	210	227		

Intertie

	Today	This day last week	30 day rolling average	Year to date
Mid-C On-Peak	\$ 35.27	\$ 42.02	\$ 38.81	\$ 32.32
Mid-C Off-Peak	\$ 27.47	\$ 32.61	\$ 26.96	\$ 25.35
Minn Hub On-Peak	\$ 28.23	\$ 27.96	\$ 26.06	\$ 29.65
Minn Hub Off-Peak	\$ 13.98	\$ 5.38	\$ 10.01	\$ 12.70
Exchange rate (US:CDN)	1.07544	1.09345		

	Today	This day last week	30 day rolling average	Year to date
BC Import % of ATC	3.6%	6.5%	8.8%	34.8%
SK Import % of ATC	0.0%	0.0%	39.6%	50.1%
BC Export % of ATC	67.5%	79.5%	40.2%	18.0%
SK Export % of ATC	0.0%	0.0%	1.0%	14.5%

Summary of Average Pool Price and Gas price

