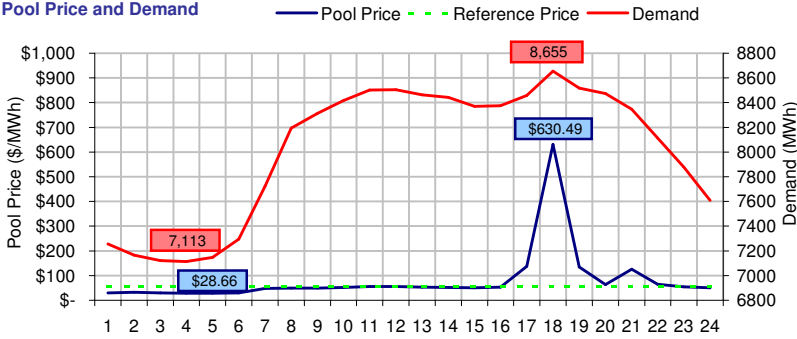
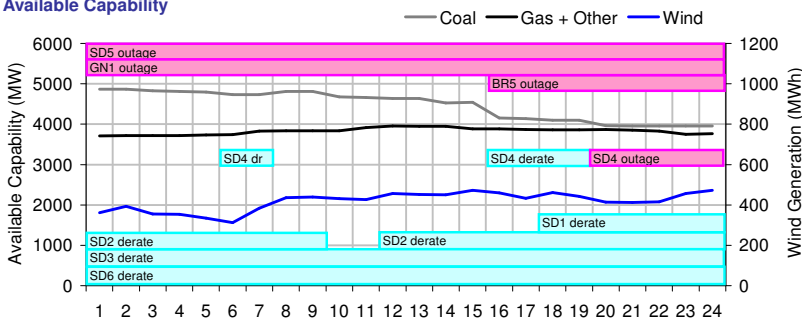


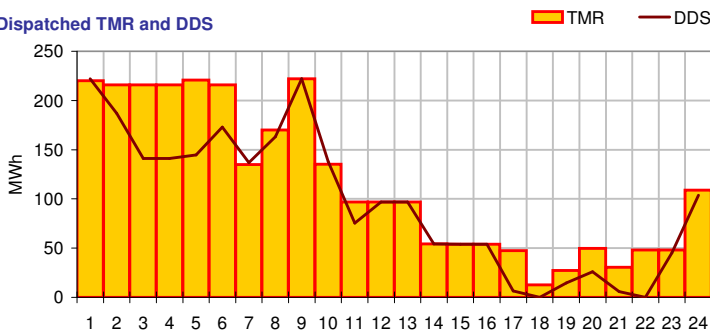
Pool Price and Demand



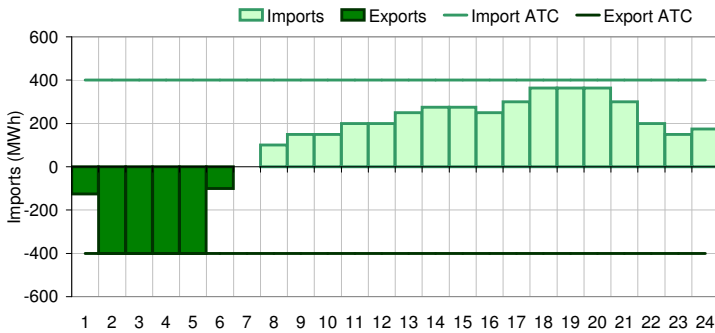
Available Capability



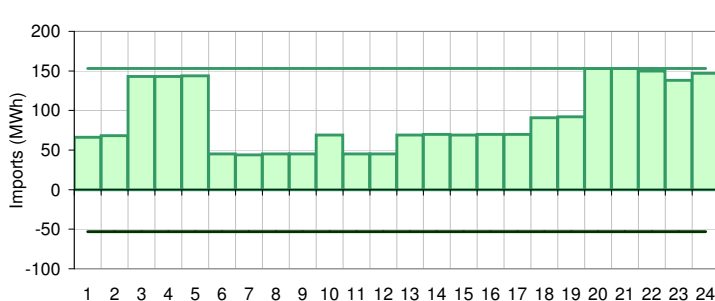
Dispatched TMR and DDS



BC Intertie



SK Intertie



Pool Price (\$/MWh)

	Today	This day last week	30 day rolling average	Year to date
average	\$ 81.69	\$ 38.33	\$ 42.07	\$ 47.25
on peak	\$ 105.20	\$ 44.40	\$ 51.40	\$ 60.74
off peak	\$ 34.67	\$ 26.19	\$ 27.16	\$ 28.20

Gas price

	Today	This day last week	30 day rolling average	Year to date
AECO-C (\$/GJ)	\$ 3.30	\$ 3.98	\$ 4.29	\$ 3.64
Heat rate (GJ/MWh)	24.74	9.62	9.81	13.00

Demand (MWh)

	Today	This day last week	30 day rolling average	Year to date
average	8019	8117	8026	7894
on peak	8377	8492	8414	8277
off peak	7303	7368	7426	7324

Coal

	Today	This day last week	30 day rolling average	Year to date
average AC/MC (%)	73.8%	80.5%	85.0%	84.2%
maximum AC/MC (%)	80.3%	84.6%		
minimum AC/MC (%)	65.3%	79.3%		

Gas + Other

	Today	This day last week	30 day rolling average	Year to date
average AC/MC (%)	67.7%	68.6%	69.6%	68.1%
maximum AC/MC (%)	69.9%	69.7%		
minimum AC/MC (%)	65.6%	67.3%		

Wind Generation (MWh)

	Today	This day last week	30 day rolling average	Year to date
average	418	389		
minimum	312	307		
maximum	472	435		

Transmission Must Run (MWh)

	Today	This day last week	30 day rolling average	Year to date
average	116	140		
minimum	13	93		
maximum	222	222		

Dispatch Down Service (MWh)

	Today	This day last week	30 day rolling average	Year to date
average	96	106		
minimum	0	0		
maximum	222	219		

Intertie

	Today	This day last week	30 day rolling average	Year to date
Mid-C On-Peak	\$ 38.65	\$ 48.41	\$ 45.00	\$ 33.59
Mid-C Off-Peak	\$ 27.39	\$ 37.04	\$ 37.43	\$ 26.52
Minn Hub On-Peak	\$ 34.87	\$ 39.13	\$ 33.43	\$ 30.03
Minn Hub Off-Peak	\$ 17.83	\$ 12.24	\$ 14.86	\$ 12.92
Exchange rate (US:CDN)	1.06467	1.07569		

	Today	This day last week	30 day rolling average	Year to date
BC Import % of ATC	42.3%	17.5%	17.8%	33.2%
SK Import % of ATC	59.2%	31.2%	34.9%	48.7%
BC Export % of ATC	19.0%	59.1%	65.4%	22.6%
SK Export % of ATC	0.0%	0.0%	0.7%	13.1%

Summary of Average Pool Price and Gas price

