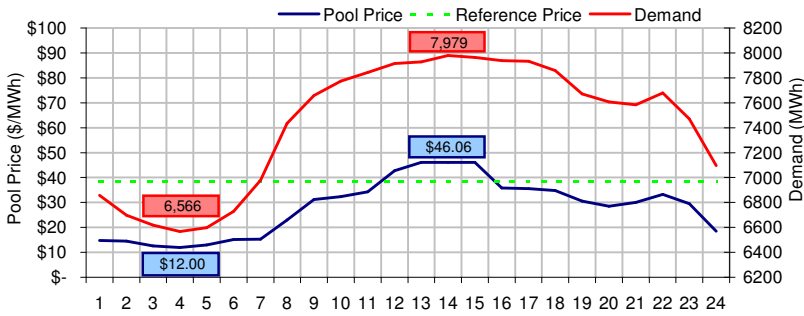
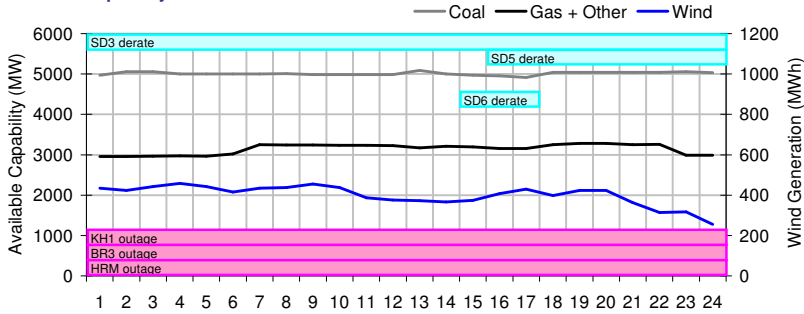


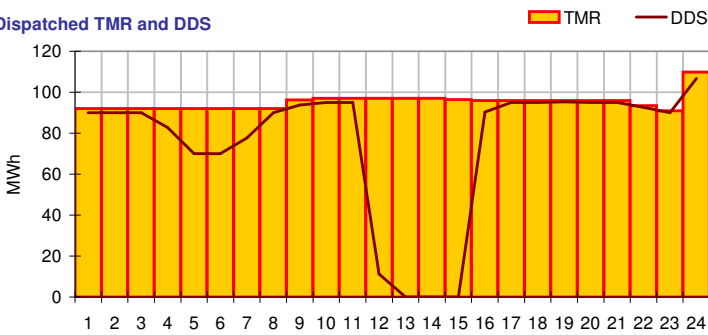
Pool Price and Demand



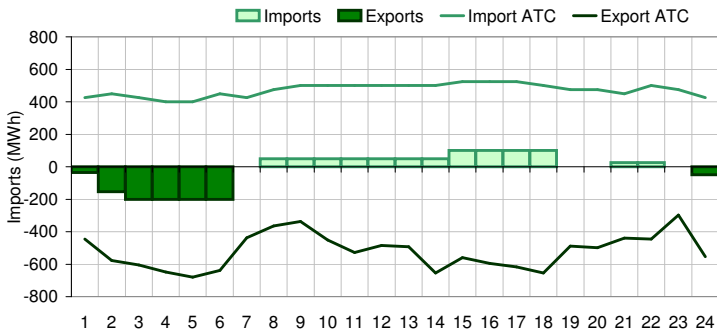
Available Capability



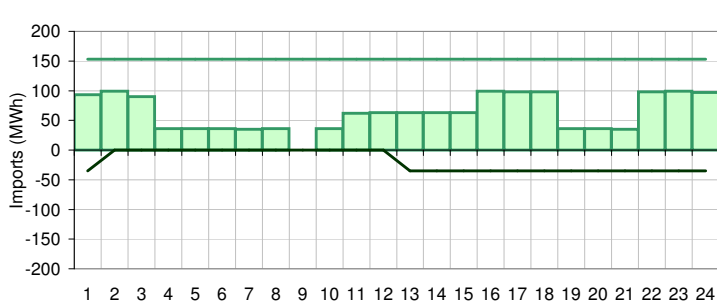
Dispatched TMR and DDS



BC Intertie



SK Intertie



Pool Price (\$/MWh)

	Today	This day last week	30 day rolling average	Year to date
average	\$ 28.14	\$ 27.32	\$ 27.68	\$ 54.04
on peak	\$ 34.99	\$ 30.51	\$ 34.16	\$ 64.76
off peak	\$ 14.46	\$ 20.95	\$ 19.01	\$ 39.53

Gas price

	Today	This day last week	30 day rolling average	Year to date
AECO-C (\$/GJ)	\$ 3.48	\$ 3.21	\$ 3.27	\$ 4.29
Heat rate (GJ/MWh)	8.08	8.50	8.46	12.60

Demand (MWh)

	Today	This day last week	30 day rolling average	Year to date
average	7432	7663	7534	8114
on peak	7765	7942	7876	8458
off peak	6768	7106	7024	7604

Coal

	Today	This day last week	30 day rolling average	Year to date
average AC/MC (%)	83.4%	84.0%	85.2%	83.1%
maximum AC/MC (%)	84.7%	84.3%		
minimum AC/MC (%)	81.8%	82.8%		

Gas + Other

	Today	This day last week	30 day rolling average	Year to date
average AC/MC (%)	60.2%	69.2%	63.0%	70.0%
maximum AC/MC (%)	62.9%	71.8%		
minimum AC/MC (%)	56.6%	63.2%		

Wind Generation (MWh)

	Today	This day last week	30 day rolling average	Year to date
average	399	122		
minimum	255	48		
maximum	458	355		

Transmission Must Run (MWh)

	Today	This day last week	30 day rolling average	Year to date
average	95	100		
minimum	91	92		
maximum	110	108		

Dispatch Down Service (MWh)

	Today	This day last week	30 day rolling average	Year to date
average	75	95		
minimum	0	87		
maximum	107	103		

Intertie

	Today	This day last week	30 day rolling average	Year to date
Mid-C On-Peak	\$ 31.94	\$ 26.59	\$ 22.31	\$ 32.44
Mid-C Off-Peak	\$ 24.15	\$ 16.47	\$ 16.46	\$ 28.70
Minn Hub On-Peak	\$ 31.70	\$ 27.00	\$ 26.48	\$ 34.44
Minn Hub Off-Peak	\$ 10.57	\$ 7.34	\$ 10.48	\$ 18.43
Exchange rate (US:CDN)	1.17413	1.22112		

	Today	This day last week	30 day rolling average	Year to date
BC Import % of ATC	7.1%	11.6%	23.5%	40.1%
SK Import % of ATC	41.0%	61.2%	44.1%	42.8%
BC Export % of ATC	8.3%	17.2%	11.9%	15.8%
SK Export % of ATC	0.0%	0.0%	39.8%	19.1%

Summary of Average Pool Price and Gas price

