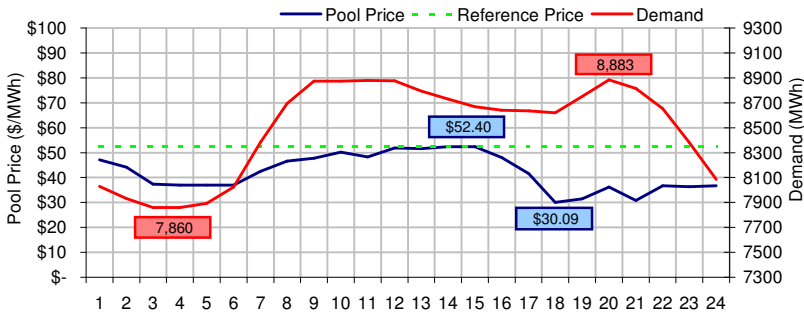
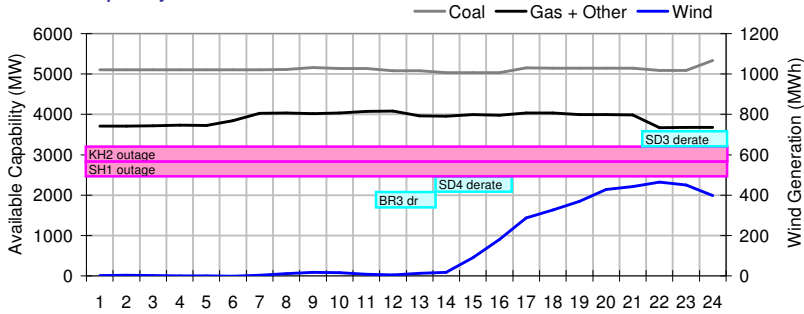


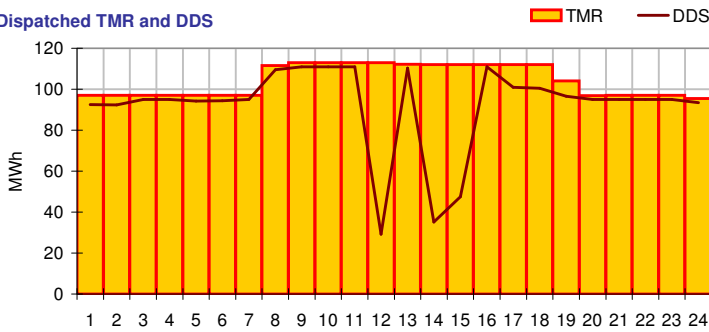
### Pool Price and Demand



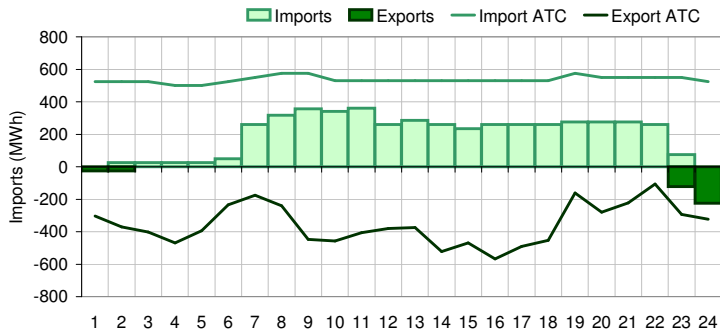
### Available Capacity



### Dispatched TMR and DDS



### BC Intertie



### SK Intertie



### Pool Price (\$/MWh)

	Today	This day last week	30 day rolling average	Year to date
average	\$ 42.13	\$ 53.52	\$ 51.92	\$ 70.97
on peak	\$ 43.27	\$ 60.16	\$ 55.88	\$ 84.75
off peak	\$ 39.85	\$ 40.24	\$ 46.25	\$ 52.98

### Gas price

	Today	This day last week	30 day rolling average	Year to date
AECO-C (\$/GJ)	\$ 4.09	\$ 4.20	\$ 4.45	\$ 4.97
Heat rate (GJ/MWh)	10.29	12.75	11.66	14.27

### Demand (MWh)

	Today	This day last week	30 day rolling average	Year to date
average	8493	8587	8383	8407
on peak	8735	8783	8724	8764
off peak	8008	8195	7874	7866

### Coal

	Today	This day last week	30 day rolling average	Year to date
average AC/MC (%)	85.1%	83.4%	83.2%	82.1%
maximum AC/MC (%)	88.8%	88.4%		
minimum AC/MC (%)	83.7%	76.0%		

### Gas + Other

	Today	This day last week	30 day rolling average	Year to date
average AC/MC (%)	74.8%	75.8%	73.8%	73.3%
maximum AC/MC (%)	78.2%	78.2%		
minimum AC/MC (%)	70.4%	71.5%		

### Wind Generation (MWh)

	Today	This day last week	30 day rolling average	Year to date
average	147	187		
minimum	0	4		
maximum	464	382		

### Transmission Must Run (MWh)

	Today	This day last week	30 day rolling average	Year to date
average	104	89		
minimum	95	53		
maximum	113	97		

### Dispatch Down Service (MWh)

	Today	This day last week	30 day rolling average	Year to date
average	92	64		
minimum	29	0		
maximum	111	95		

### Intertie

	Today	This day last week	30 day rolling average	Year to date
Mid-C On-Peak	\$ 42.21	\$ 44.24	\$ 37.57	\$ 38.56
Mid-C Off-Peak	\$ 36.87	\$ 40.26	\$ 34.62	\$ 35.04
Minn Hub On-Peak	\$ 29.47	\$ 43.56	\$ 33.83	\$ 41.97
Minn Hub Off-Peak	\$ 17.61	\$ 22.42	\$ 21.32	\$ 25.42
Exchange rate (US:CDN)	1.28109	1.25197		

### BC Import % of ATC

	Today	This day last week	30 day rolling average	Year to date
BC Import % of ATC	37.0%	59.9%	46.2%	48.9%
SK Import % of ATC	34.4%	3.0%	45.9%	47.3%
BC Export % of ATC	4.6%	5.8%	18.1%	21.1%
SK Export % of ATC	0.0%	0.0%	2.0%	4.9%

### Summary of Average Pool Price and Gas price

