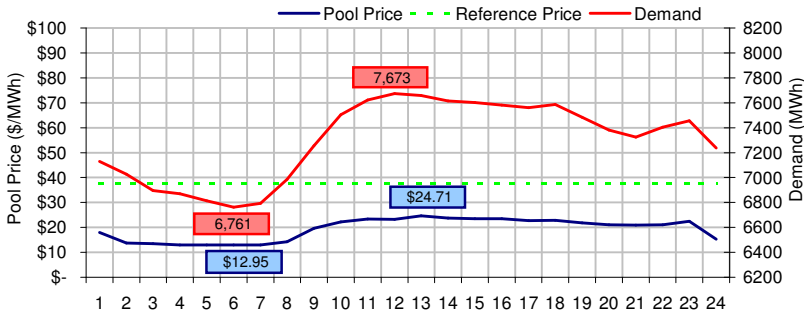
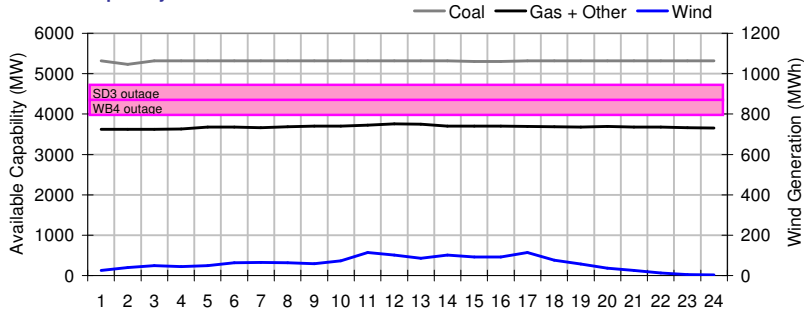


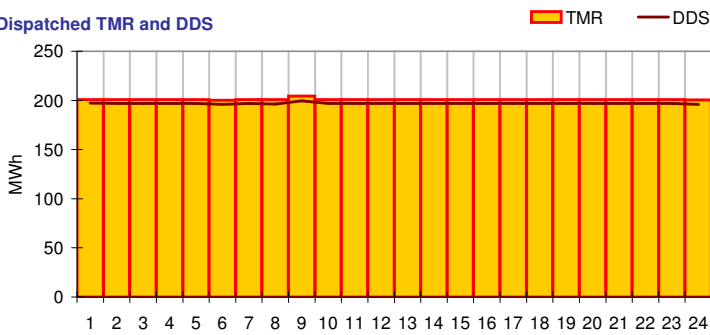
Pool Price and Demand



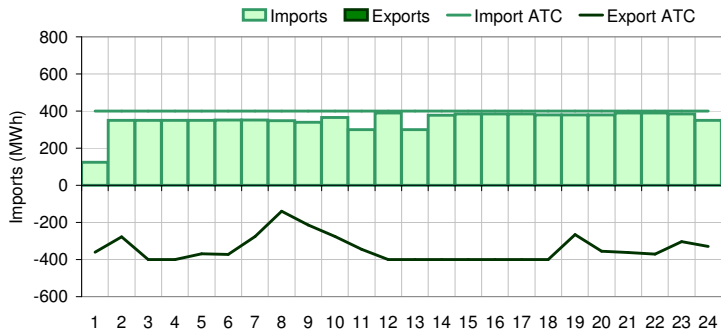
Available Capability



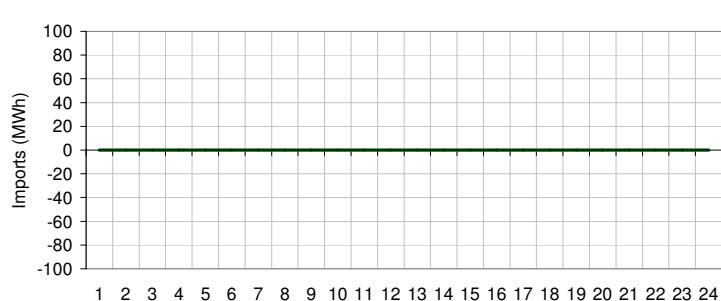
Dispatched TMR and DDS



BC Intertie



SK Intertie



Pool Price (\$/MWh)

	Today	This day last week	30 day rolling average	Year to date
average	\$ 19.31	\$ 23.97	\$ 31.61	\$ 49.59
on peak	\$ 21.93	\$ 29.32	\$ 38.97	\$ 59.61
off peak	\$ 14.05	\$ 13.27	\$ 19.48	\$ 35.57

Gas price

	Today	This day last week	30 day rolling average	Year to date
AECO-C (\$/GJ)	\$ 3.00	\$ 2.90	\$ 3.40	\$ 4.11
Heat rate (GJ/MWh)	6.43	8.27	9.30	12.05

Demand (MWh)

	Today	This day last week	30 day rolling average	Year to date
average	7301	7441	7485	7990
on peak	7481	7691	7858	8337
off peak	6941	6943	6936	7472

Coal

	Today	This day last week	30 day rolling average	Year to date
average AC/MC (%)	88.4%	82.6%	82.9%	83.1%
maximum AC/MC (%)	88.5%	85.2%		
minimum AC/MC (%)	87.1%	79.8%		

Gas + Other

	Today	This day last week	30 day rolling average	Year to date
average AC/MC (%)	69.0%	60.8%	63.3%	68.7%
maximum AC/MC (%)	70.4%	64.2%		
minimum AC/MC (%)	67.9%	57.4%		

Wind Generation (MWh)

	Today	This day last week
average	60	305
minimum	3	56
maximum	114	407

Transmission Must Run (MWh)

	Today	This day last week
average	201	76
minimum	200	76
maximum	204	76

Dispatch Down Service (MWh)

	Today	This day last week
average	197	37
minimum	196	0
maximum	199	72

Intertie

	Today	This day last week	30 day rolling average	Year to date
Mid-C On-Peak	\$ 19.21	\$ 22.27	\$ 25.15	\$ 30.96
Mid-C Off-Peak	\$ 0.28	\$ 5.60	\$ 15.09	\$ 25.92
Minn Hub On-Peak	\$ 11.05	\$ 24.59	\$ 26.62	\$ 32.79
Minn Hub Off-Peak	\$ 4.97	\$ 9.12	\$ 7.47	\$ 16.25
Exchange rate (US:CDN)	1.10514	1.09980		

	Today	This day last week	30 day rolling average	Year to date
BC Import % of ATC	88.1%	45.6%	51.1%	42.5%
SK Import % of ATC	0.0%	26.7%	47.9%	43.5%
BC Export % of ATC	0.0%	0.0%	5.1%	13.7%
SK Export % of ATC	0.0%	58.2%	28.4%	20.8%

Summary of Average Pool Price and Gas price

