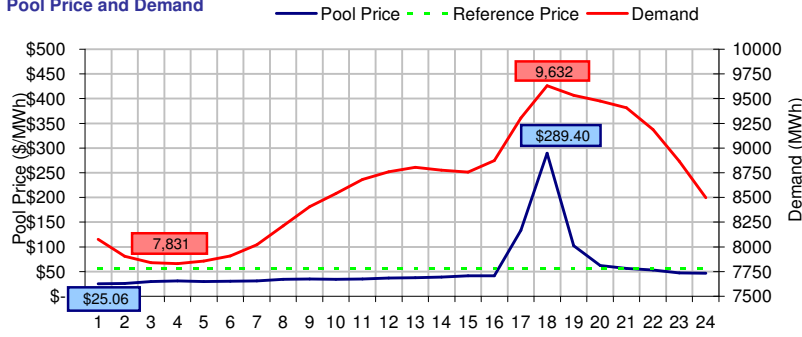
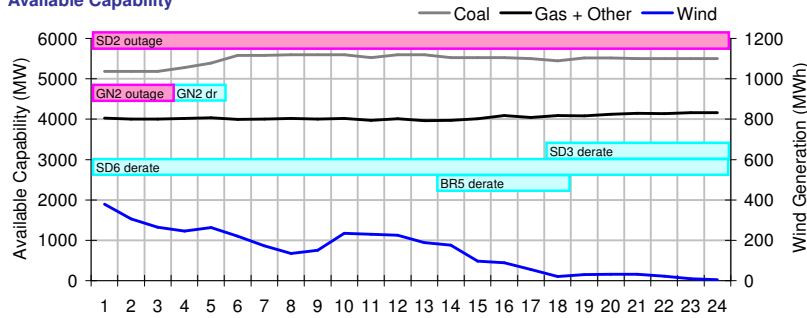


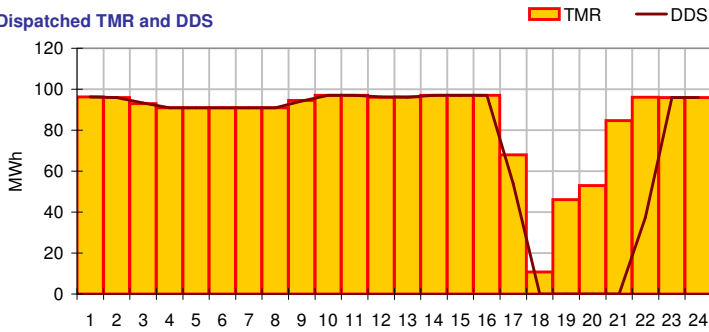
Pool Price and Demand



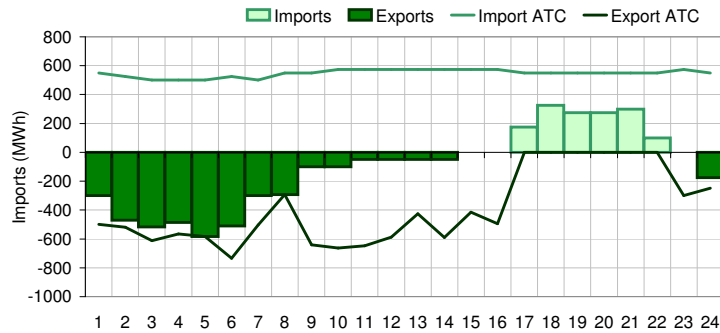
Available Capacity



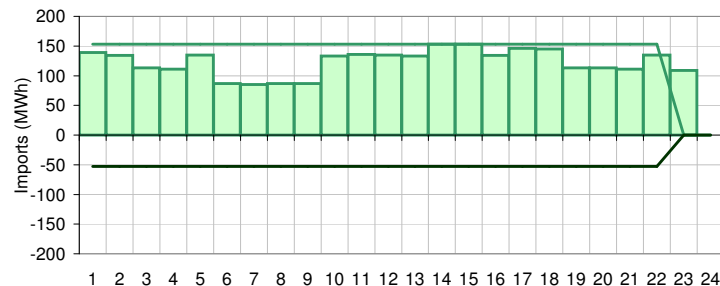
Dispatched TMR and DDS



BC Intertie



SK Intertie



Pool Price (\$/MWh)

	Today	This day last week	30 day rolling average	Year to date
average	\$ 55.38	\$ 24.73	\$ 51.68	\$ 47.64
on peak	NA	NA	\$ 67.10	\$ 61.15
off peak	\$ 55.38	\$ 24.73	\$ 32.29	\$ 28.56

Gas price

	Today	This day last week	30 day rolling average	Year to date
AECO-C (\$/GJ)	\$ 4.49	\$ 3.82	\$ 3.77	\$ 3.65
Heat rate (GJ/MWh)	12.33	6.48	13.73	13.06

Demand (MWh)

	Today	This day last week	30 day rolling average	Year to date
average	8631	8049	8222	7923
on peak	NA	NA	8617	8306
off peak	8631	8049	7617	7350

Coal

	Today	This day last week	30 day rolling average	Year to date
average AC/MC (%)	90.4%	84.8%	79.8%	83.8%
maximum AC/MC (%)	92.4%	86.7%		
minimum AC/MC (%)	85.6%	83.1%		

Gas + Other

	Today	This day last week	30 day rolling average	Year to date
average AC/MC (%)	70.9%	75.5%	70.4%	68.3%
maximum AC/MC (%)	73.0%	76.4%		
minimum AC/MC (%)	69.5%	74.7%		

Wind Generation (MWh)

	Today	This day last week	30 day rolling average	Year to date
average	149	439		
minimum	4	358		
maximum	378	476		

Transmission Must Run (MWh)

	Today	This day last week	30 day rolling average	Year to date
average	86	219		
minimum	11	216		
maximum	97	222		

Dispatch Down Service (MWh)

	Today	This day last week	30 day rolling average	Year to date
average	75	218		
minimum	0	210		
maximum	97	222		

Intertie

	Today	This day last week	30 day rolling average	Year to date
Mid-C On-Peak	NA	\$ 35.39	\$ 36.21	\$ 33.82
Mid-C Off-Peak	\$ 46.64	\$ 30.97	\$ 30.00	\$ 26.88
Minn Hub On-Peak	\$ 27.50	\$ 31.99	\$ 27.20	\$ 29.76
Minn Hub Off-Peak	\$ 17.98	\$ 17.45	\$ 13.50	\$ 12.98
Exchange rate (US:CDN)	1.05750	1.06140		

	Today	This day last week	30 day rolling average	Year to date
BC Import % of ATC	11.0%	3.6%	36.9%	33.4%
SK Import % of ATC	84.0%	113.4%	73.6%	50.9%
BC Export % of ATC	43.3%	36.4%	16.1%	22.1%
SK Export % of ATC	0.0%	0.0%	0.0%	11.9%

Summary of Average Pool Price and Gas price

