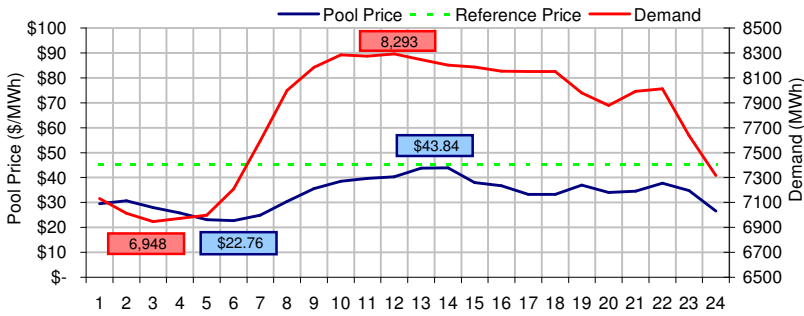
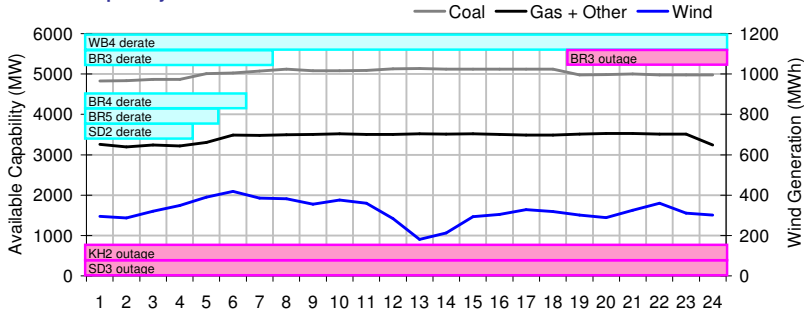


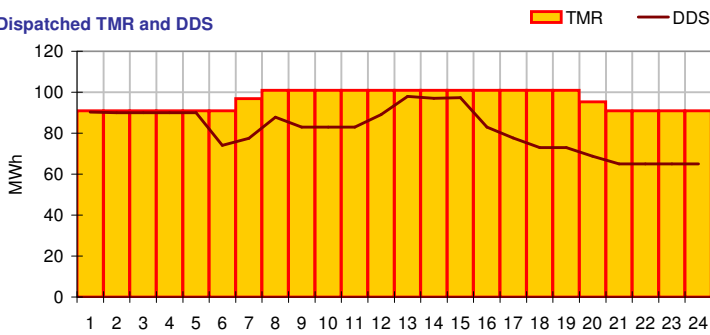
Pool Price and Demand



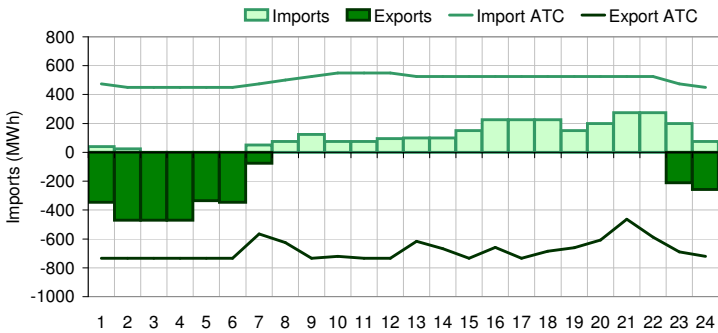
Available Capacity



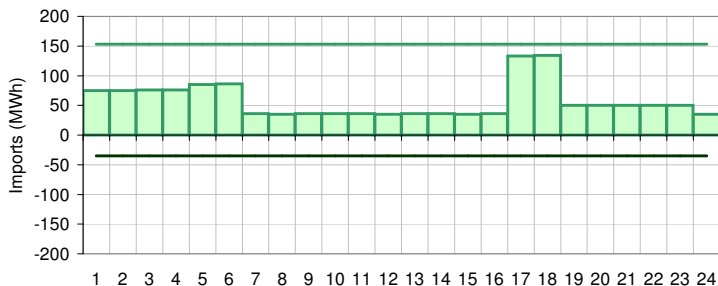
Dispatched TMR and DDS



BC Intertie



SK Intertie



Pool Price (\$/MWh)

	Today	This day last week	30 day rolling average	Year to date
average	\$ 33.45	\$ 43.95	\$ 44.36	\$ 62.28
on peak	\$ 36.96	\$ 39.19	\$ 52.43	\$ 74.50
off peak	\$ 26.43	\$ 53.47	\$ 31.41	\$ 46.02

Gas price

	Today	This day last week	30 day rolling average	Year to date
AECO-C (\$/GJ)	\$ 3.70	\$ 3.46	\$ 3.84	\$ 4.61
Heat rate (GJ/MWh)	9.05	12.71	11.56	13.52

Demand (MWh)

	Today	This day last week	30 day rolling average	Year to date
average	7784	8007	8062	8296
on peak	8102	8323	8384	8642
off peak	7148	7375	7614	7786

Coal

	Today	This day last week	30 day rolling average	Year to date
average AC/MC (%)	83.6%	79.6%	83.3%	82.5%
maximum AC/MC (%)	85.4%	84.5%		
minimum AC/MC (%)	80.3%	72.5%		

Gas + Other

	Today	This day last week	30 day rolling average	Year to date
average AC/MC (%)	65.9%	66.1%	69.9%	72.2%
maximum AC/MC (%)	67.6%	70.3%		
minimum AC/MC (%)	61.3%	62.4%		

Wind Generation (MWh)

	Today	This day last week	30 day rolling average	Year to date
average	322	204		
minimum	180	15		
maximum	418	369		

Transmission Must Run (MWh)

	Today	This day last week	30 day rolling average	Year to date
average	96	91		
minimum	91	72		
maximum	101	97		

Dispatch Down Service (MWh)

	Today	This day last week	30 day rolling average	Year to date
average	81	40		
minimum	65	0		
maximum	98	90		

Intertie

	Today	This day last week	30 day rolling average	Year to date
Mid-C On-Peak	\$ 34.29	\$ 31.98	\$ 29.73	\$ 35.70
Mid-C Off-Peak	\$ 34.24	\$ 31.81	\$ 27.48	\$ 32.60
Minn Hub On-Peak	\$ 41.21	\$ 36.91	\$ 26.33	\$ 37.00
Minn Hub Off-Peak	\$ 20.91	\$ 18.76	\$ 11.56	\$ 21.00
Exchange rate (US:CDN)	1.23018	1.24227		

BC Import % of ATC

	Today	This day last week	30 day rolling average	Year to date
BC Import % of ATC	22.9%	49.3%	38.9%	45.5%
SK Import % of ATC	37.6%	38.9%	31.8%	42.3%
BC Export % of ATC	18.2%	0.0%	8.5%	17.2%
SK Export % of ATC	0.0%	0.0%	29.8%	12.7%

Summary of Average Pool Price and Gas price

