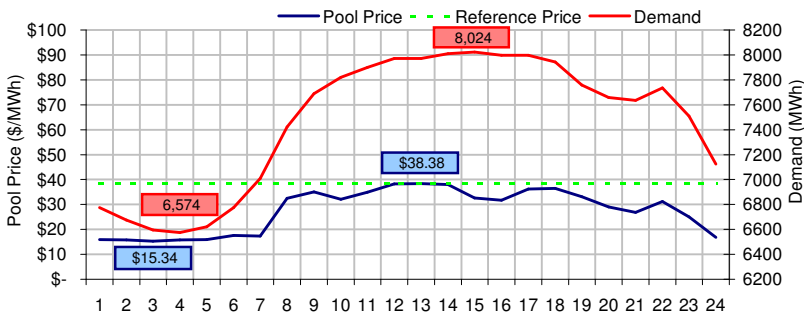
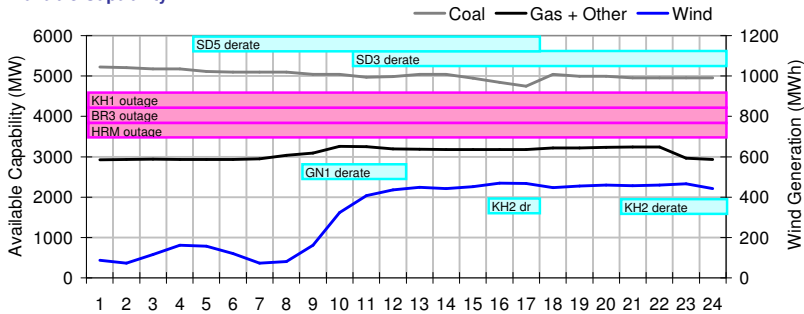


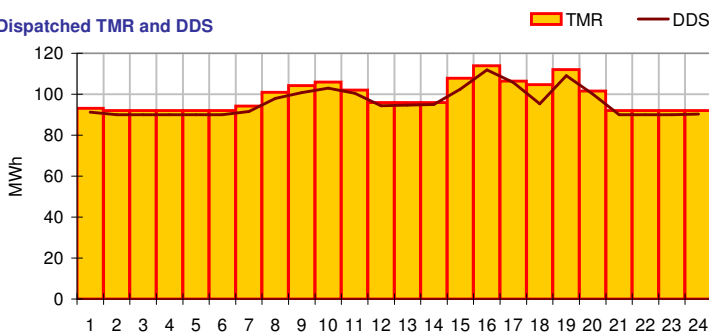
### Pool Price and Demand



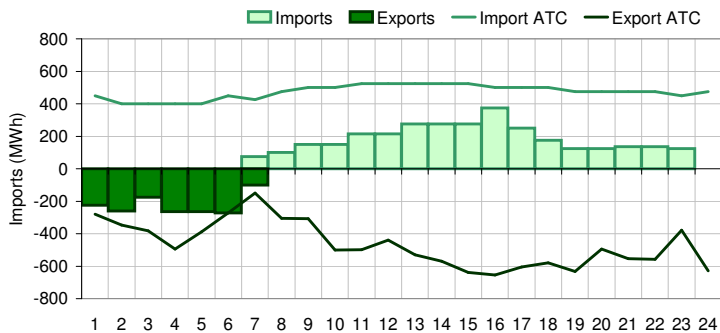
### Available Capacity



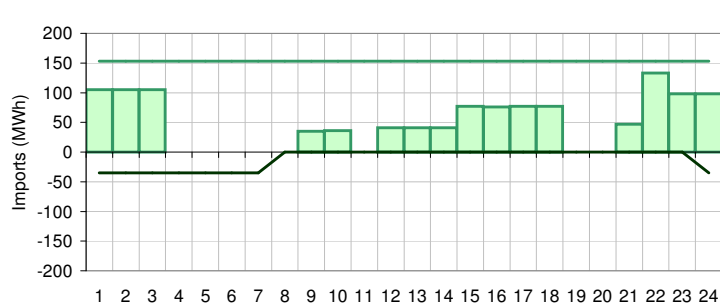
### Dispatched TMR and DDS



### BC Intertie



### SK Intertie



### Pool Price (\$/MWh)

	Today	This day last week	30 day rolling average	Year to date
average	\$ 27.58	\$ 23.30	\$ 27.86	\$ 54.25
on peak	\$ 33.22	\$ 26.46	\$ 34.12	\$ 65.04
off peak	\$ 16.30	\$ 16.98	\$ 19.84	\$ 39.73

### Gas price

	Today	This day last week	30 day rolling average	Year to date
AECO-C (\$/GJ)	\$ 3.33	\$ 3.17	\$ 3.28	\$ 4.29
Heat rate (GJ/MWh)	8.28	7.35	8.50	12.63

### Demand (MWh)

	Today	This day last week	30 day rolling average	Year to date
average	7466	7723	7545	8120
on peak	7815	8003	7889	8464
off peak	6769	7164	7036	7611

### Coal

	Today	This day last week	30 day rolling average	Year to date
average AC/MC (%)	83.7%	83.7%	85.2%	83.1%
maximum AC/MC (%)	87.0%	88.7%		
minimum AC/MC (%)	78.9%	78.1%		

### Gas + Other

	Today	This day last week	30 day rolling average	Year to date
average AC/MC (%)	59.3%	67.9%	63.2%	70.1%
maximum AC/MC (%)	62.3%	70.1%		
minimum AC/MC (%)	56.1%	63.1%		

### Wind Generation (MWh)

	Today	This day last week
average	319	250
minimum	73	176
maximum	469	352

### Transmission Must Run (MWh)

	Today	This day last week
average	98	97
minimum	92	91
maximum	114	130

### Dispatch Down Service (MWh)

	Today	This day last week
average	96	95
minimum	90	90
maximum	112	128

### Intertie

	Today	This day last week	30 day rolling average	Year to date
Mid-C On-Peak	\$ 29.69	\$ 26.87	\$ 22.19	\$ 32.49
Mid-C Off-Peak	\$ 23.32	\$ 12.39	\$ 16.73	\$ 28.77
Minn Hub On-Peak	\$ 31.93	\$ 31.93	\$ 26.37	\$ 34.50
Minn Hub Off-Peak	\$ 12.71	\$ 10.94	\$ 10.56	\$ 18.51
Exchange rate (US:CDN)	1.18268	1.21522		

### BC Import % of ATC

	Today	This day last week	30 day rolling average	Year to date
BC Import % of ATC	28.0%	27.0%	22.9%	40.4%
SK Import % of ATC	32.5%	65.0%	44.3%	42.8%
BC Export % of ATC	14.0%	3.4%	11.9%	15.9%
SK Export % of ATC	0.0%	0.0%	42.5%	19.3%

### Summary of Average Pool Price and Gas price

