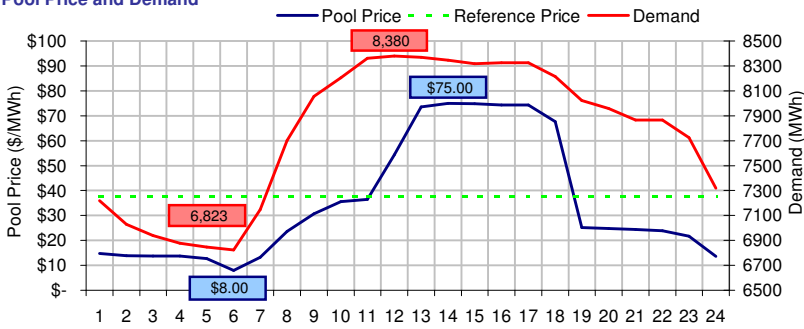
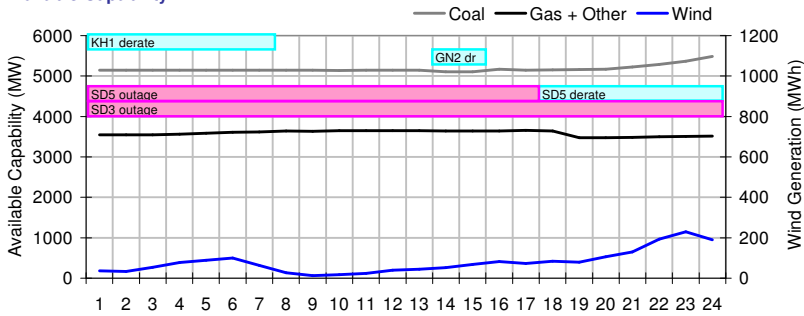


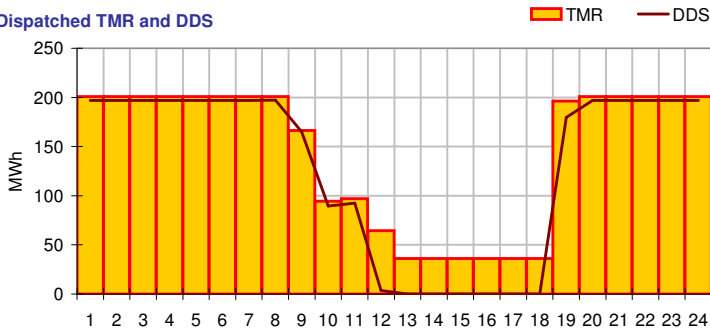
### Pool Price and Demand



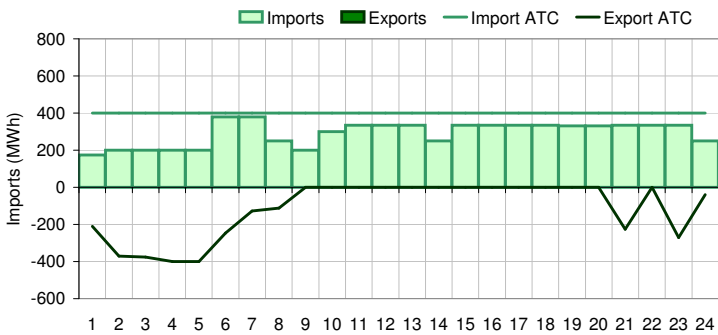
### Available Capacity



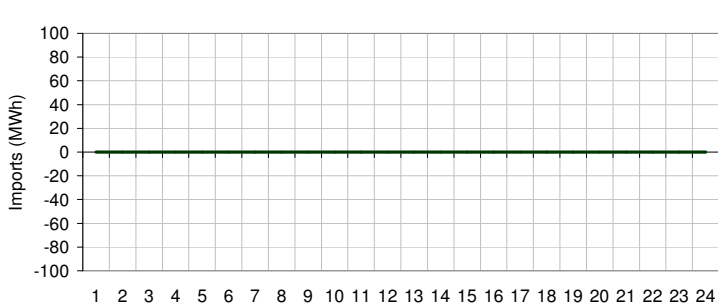
### Dispatched TMR and DDS



### BC Intertie



### SK Intertie



### Pool Price (\$/MWh)

|          | Today    | This day last week | 30 day rolling average | Year to date |
|----------|----------|--------------------|------------------------|--------------|
| average  | \$ 35.16 | \$ 45.08           | \$ 32.09               | \$ 49.96     |
| on peak  | \$ 46.26 | \$ 60.74           | \$ 39.68               | \$ 60.13     |
| off peak | \$ 12.95 | \$ 13.77           | \$ 19.60               | \$ 35.86     |

### Gas price

|                    | Today   | This day last week | 30 day rolling average | Year to date |
|--------------------|---------|--------------------|------------------------|--------------|
| AECO-C (\$/GJ)     | \$ 2.83 | \$ 2.99            | \$ 3.45                | \$ 4.13      |
| Heat rate (GJ/MWh) | 12.41   | 15.07              | 9.30                   | 12.09        |

### Demand (MWh)

|          | Today | This day last week | 30 day rolling average | Year to date |
|----------|-------|--------------------|------------------------|--------------|
| average  | 7760  | 7707               | 7482                   | 7996         |
| on peak  | 8127  | 8062               | 7860                   | 8346         |
| off peak | 7025  | 6998               | 6923                   | 7478         |

### Coal

|                   | Today | This day last week | 30 day rolling average | Year to date |
|-------------------|-------|--------------------|------------------------|--------------|
| average AC/MC (%) | 86.2% | 86.1%              | 82.5%                  | 83.0%        |
| maximum AC/MC (%) | 91.2% | 87.9%              |                        |              |
| minimum AC/MC (%) | 84.9% | 83.4%              |                        |              |

### Gas + Other

|                   | Today | This day last week | 30 day rolling average | Year to date |
|-------------------|-------|--------------------|------------------------|--------------|
| average AC/MC (%) | 67.2% | 64.9%              | 62.8%                  | 68.7%        |
| maximum AC/MC (%) | 68.6% | 68.0%              |                        |              |
| minimum AC/MC (%) | 65.2% | 59.4%              |                        |              |

### Wind Generation (MWh)

|         | Today | This day last week |
|---------|-------|--------------------|
| average | 79    | 143                |
| minimum | 12    | 0                  |
| maximum | 230   | 323                |

### Transmission Must Run (MWh)

|         | Today | This day last week |
|---------|-------|--------------------|
| average | 144   | 69                 |
| minimum | 36    | 59                 |
| maximum | 201   | 86                 |

### Dispatch Down Service (MWh)

|         | Today | This day last week |
|---------|-------|--------------------|
| average | 129   | 4                  |
| minimum | 0     | 0                  |
| maximum | 197   | 17                 |

### Intertie

|                        | Today    | This day last week | 30 day rolling average | Year to date |
|------------------------|----------|--------------------|------------------------|--------------|
| Mid-C On-Peak          | \$ 22.85 | \$ 17.80           | \$ 25.71               | \$ 31.16     |
| Mid-C Off-Peak         | \$ 1.95  | \$ 2.26            | \$ 16.36               | \$ 26.25     |
| Minn Hub On-Peak       | \$ 25.86 | \$ 30.75           | \$ 26.96               | \$ 33.02     |
| Minn Hub Off-Peak      | \$ 7.35  | \$ 10.07           | \$ 7.66                | \$ 16.38     |
| Exchange rate (US:CDN) | 1.08867  | 1.11497            |                        |              |

### BC Import % of ATC

|                    | Today | This day last week | 30 day rolling average | Year to date |
|--------------------|-------|--------------------|------------------------|--------------|
| BC Import % of ATC | 72.9% | 47.8%              | 47.7%                  | 42.1%        |
| SK Import % of ATC | 0.0%  | 56.8%              | 50.3%                  | 44.0%        |
| BC Export % of ATC | 0.0%  | 8.0%               | 5.9%                   | 13.9%        |
| SK Export % of ATC | 0.0%  | 3.0%               | 28.4%                  | 21.0%        |

### Summary of Average Pool Price and Gas price

