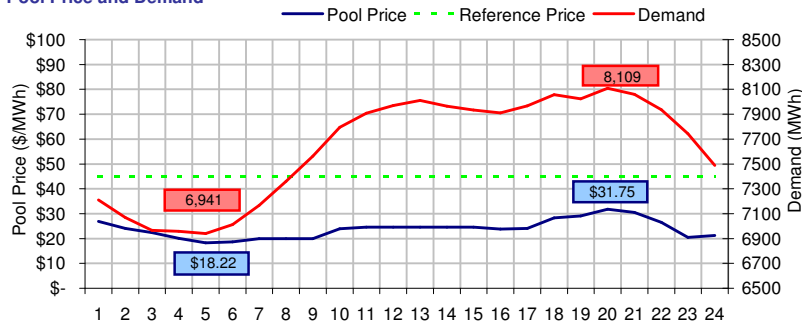
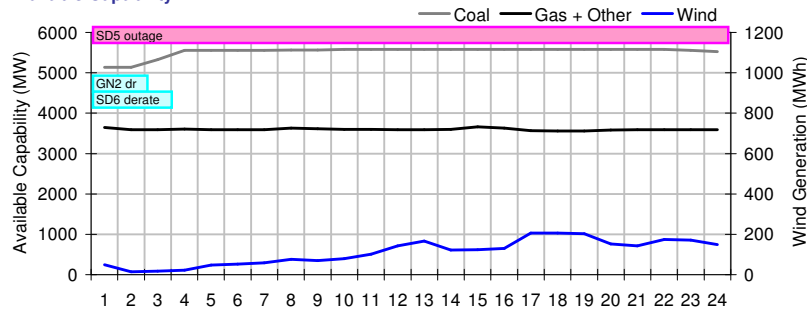


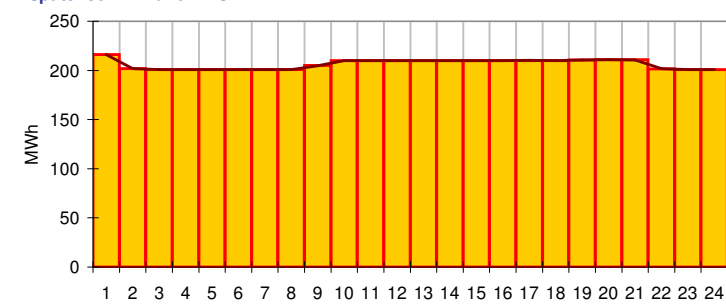
Pool Price and Demand



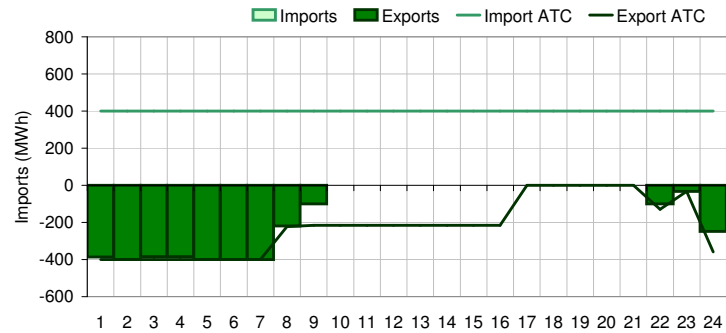
Available Capacity



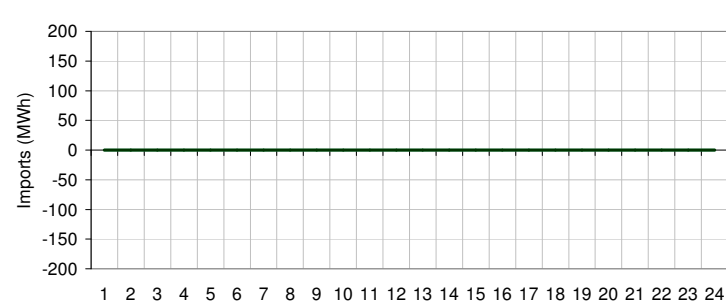
Dispatched TMR and DDS



BC Intertie



SK Intertie



Pool Price (\$/MWh)

	Today	This day last week	30 day rolling average	Year to date
average	\$ 23.87	\$ 20.20	\$ 56.00	\$ 48.07
on peak	\$ 25.08	\$ 22.70	\$ 93.61	\$ 62.03
off peak	\$ 21.46	\$ 15.21	\$ 17.67	\$ 28.40

Gas price

	Today	This day last week	30 day rolling average	Year to date
AECO-C (\$/GJ)	\$ 2.76	\$ 3.72	\$ 3.04	\$ 3.57
Heat rate (GJ/MWh)	8.66	5.43	18.39	13.47

Demand (MWh)

	Today	This day last week	30 day rolling average	Year to date
average	7630	7371	7609	7880
on peak	7895	7618	8036	8260
off peak	7101	6876	6962	7313

Coal

	Today	This day last week	30 day rolling average	Year to date
average AC/MC (%)	91.9%	89.4%	86.0%	84.1%
maximum AC/MC (%)	92.9%	91.5%		
minimum AC/MC (%)	85.4%	83.8%		

Gas + Other

	Today	This day last week	30 day rolling average	Year to date
average AC/MC (%)	66.3%	58.7%	64.6%	67.9%
maximum AC/MC (%)	67.4%	60.9%		
minimum AC/MC (%)	65.6%	57.0%		

Wind Generation (MWh)

	Today	This day last week	30 day rolling average	Year to date
average	112	294		
minimum	14	118		
maximum	206	378		

Transmission Must Run (MWh)

	Today	This day last week	30 day rolling average	Year to date
average	206	202		
minimum	201	175		
maximum	216	216		

Dispatch Down Service (MWh)

	Today	This day last week	30 day rolling average	Year to date
average	206	188		
minimum	201	94		
maximum	216	216		

Intertie

	Today	This day last week	30 day rolling average	Year to date
Mid-C On-Peak	\$ 39.70	\$ 37.59	\$ 38.27	\$ 32.31
Mid-C Off-Peak	\$ 34.93	\$ 26.92	\$ 25.87	\$ 25.30
Minn Hub On-Peak	\$ 23.34	\$ 29.04	\$ 26.04	\$ 29.71
Minn Hub Off-Peak	\$ 5.43	\$ 8.14	\$ 10.08	\$ 12.74
Exchange rate (US:CDN)	1.08546	1.09106		

	Today	This day last week	30 day rolling average	Year to date
BC Import % of ATC	0.0%	3.9%	7.9%	35.1%
SK Import % of ATC	0.0%	20.6%	49.4%	50.7%
BC Export % of ATC	65.7%	42.8%	33.9%	17.5%
SK Export % of ATC	0.0%	11.7%	1.0%	14.6%

Summary of Average Pool Price and Gas price

