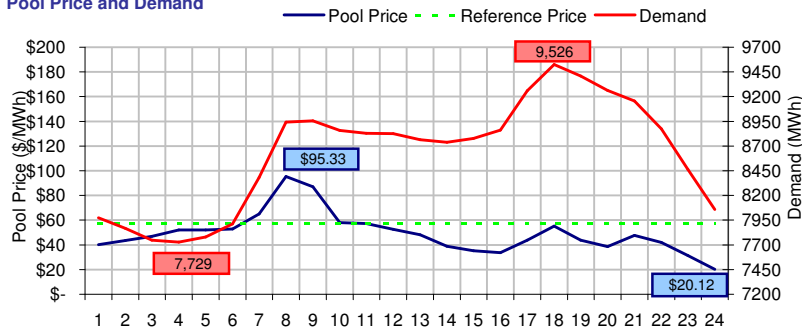
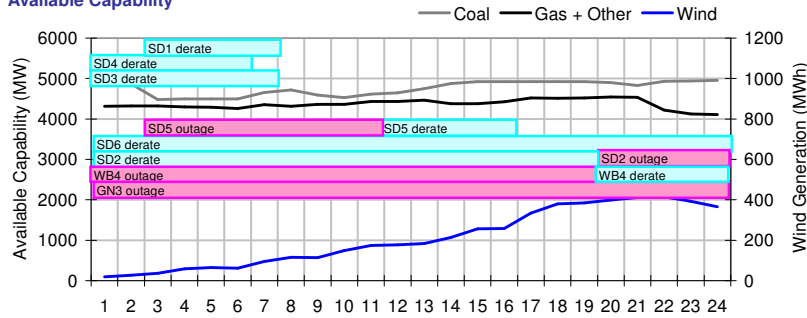


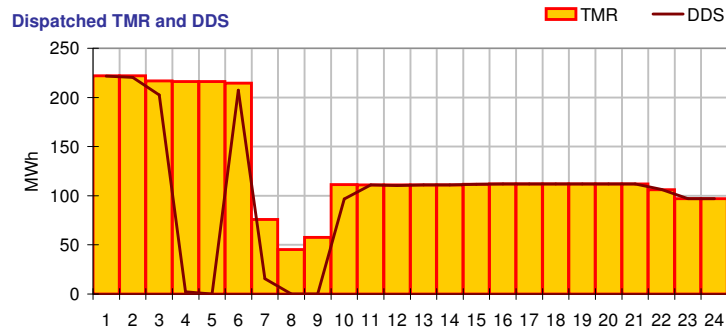
**Pool Price and Demand**



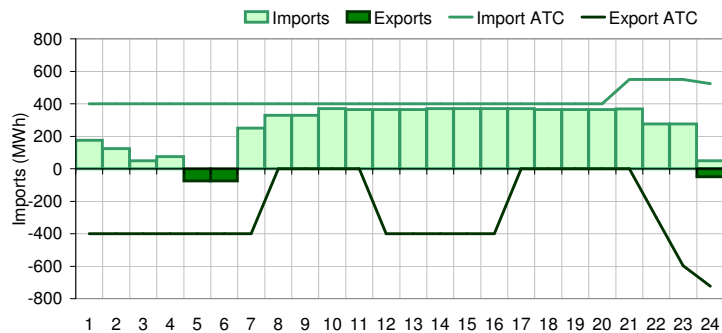
**Available Capacity**



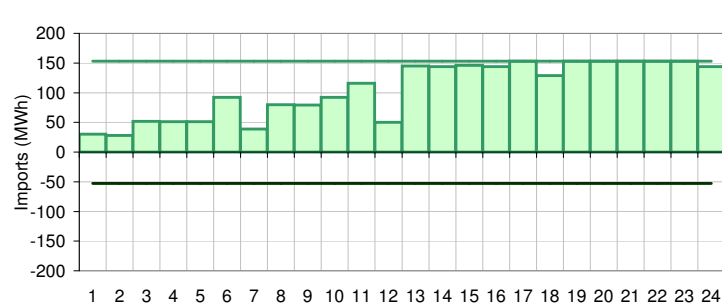
**Dispatched TMR and DDS**



**BC Intertie**



**SK Intertie**



**Pool Price (\$/MWh)**

	Today	This day last week	30 day rolling average	Year to date
average	\$ 49.20	\$ 31.77	\$ 53.01	\$ 47.68
on peak	\$ 50.54	\$ 37.53	\$ 71.33	\$ 61.27
off peak	\$ 46.54	\$ 20.25	\$ 32.23	\$ 28.51

**Gas price**

	Today	This day last week	30 day rolling average	Year to date
AECO-C (\$/GJ)	\$ 4.44	\$ 3.82	\$ 3.71	\$ 3.64
Heat rate (GJ/MWh)	11.09	8.33	14.30	13.10

**Demand (MWh)**

	Today	This day last week	30 day rolling average	Year to date
average	8623	8274	8175	7917
on peak	8969	8686	8576	8301
off peak	7932	7450	7547	7343

**Coal**

	Today	This day last week	30 day rolling average	Year to date
average AC/MC (%)	78.6%	80.4%	78.9%	83.8%
maximum AC/MC (%)	81.8%	82.0%		
minimum AC/MC (%)	74.0%	76.1%		

**Gas + Other**

	Today	This day last week	30 day rolling average	Year to date
average AC/MC (%)	77.2%	74.4%	70.3%	68.3%
maximum AC/MC (%)	80.4%	76.2%		
minimum AC/MC (%)	72.7%	73.3%		

**Wind Generation (MWh)**

	Today	This day last week
average	212	347
minimum	18	128
maximum	415	446

**Transmission Must Run (MWh)**

	Today	This day last week
average	130	170
minimum	45	75
maximum	222	237

**Dispatch Down Service (MWh)**

	Today	This day last week
average	104	179
minimum	0	106
maximum	222	237

**Intertie**

	Today	This day last week	30 day rolling average	Year to date
Mid-C On-Peak	\$ 49.34	\$ 32.44	\$ 35.47	\$ 33.73
Mid-C Off-Peak	\$ 44.56	\$ 29.82	\$ 29.02	\$ 26.74
Minn Hub On-Peak	\$ 28.25	\$ 27.20	\$ 27.66	\$ 29.76
Minn Hub Off-Peak	\$ 9.94	\$ 13.86	\$ 13.95	\$ 12.93
Exchange rate (US:CDN)	1.04620	1.05260		

**BC Import % of ATC**

	Today	This day last week	30 day rolling average	Year to date
BC Import % of ATC	62.3%	40.4%	37.7%	33.6%
SK Import % of ATC	68.9%	70.3%	71.4%	50.6%
BC Export % of ATC	3.1%	16.6%	15.3%	22.0%
SK Export % of ATC	0.0%	0.0%	0.0%	12.0%

**Summary of Average Pool Price and Gas price**

