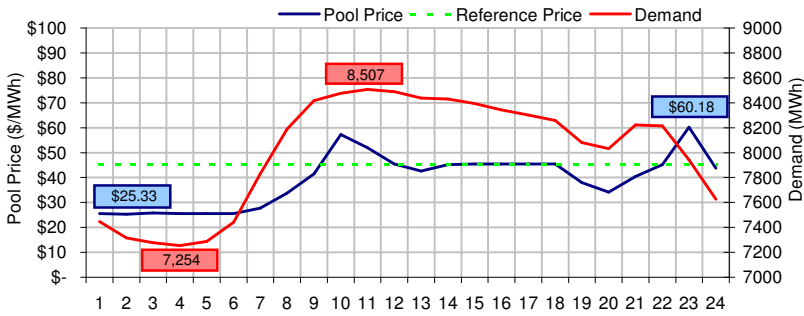
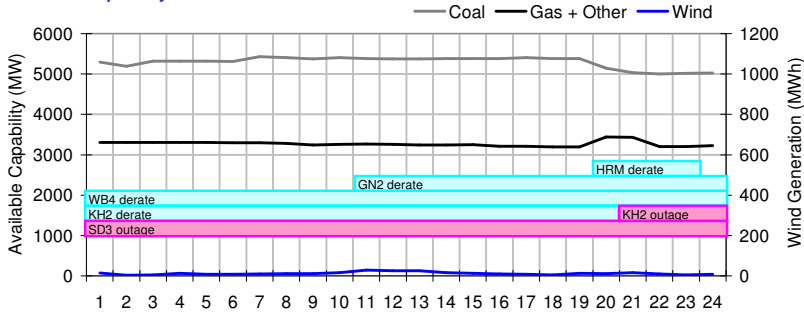


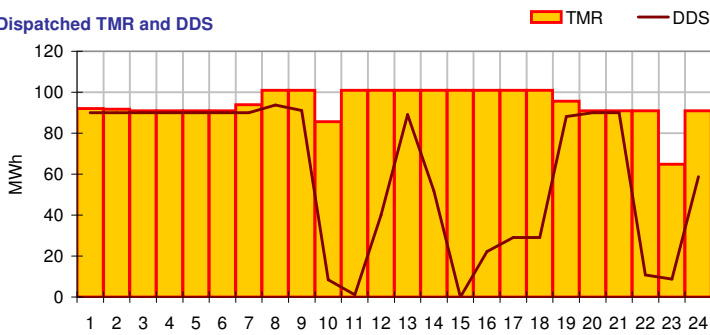
### Pool Price and Demand



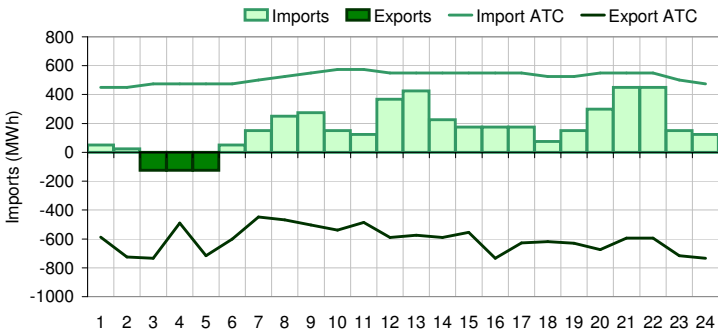
### Available Capacity



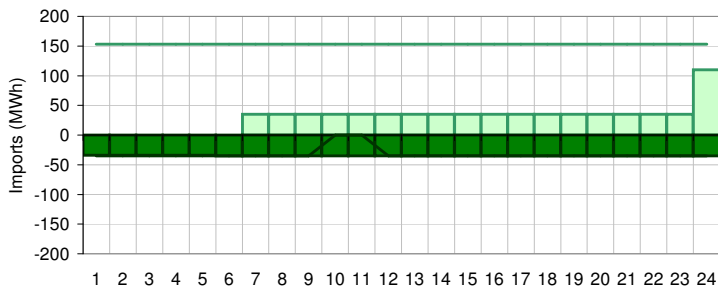
### Dispatched TMR and DDS



### BC Intertie



### SK Intertie



### Pool Price (\$/MWh)

	Today	This day last week	30 day rolling average	Year to date
average	\$ 39.27	\$ 30.59	\$ 44.59	\$ 63.08
on peak	\$ 44.85	\$ 34.50	\$ 52.01	\$ 75.40
off peak	\$ 28.12	\$ 22.78	\$ 31.34	\$ 46.41

### Gas price

	Today	This day last week	30 day rolling average	Year to date
AECO-C (\$/GJ)	\$ 3.64	\$ 3.66	\$ 3.88	\$ 4.64
Heat rate (GJ/MWh)	10.80	8.35	11.49	13.61

### Demand (MWh)

	Today	This day last week	30 day rolling average	Year to date
average	8009	8010	8138	8318
on peak	8296	8258	8447	8660
off peak	7435	7513	7671	7802

### Coal

	Today	This day last week	30 day rolling average	Year to date
average AC/MC (%)	88.1%	79.2%	83.4%	82.5%
maximum AC/MC (%)	90.3%	79.8%		
minimum AC/MC (%)	83.2%	77.0%		

### Gas + Other

	Today	This day last week	30 day rolling average	Year to date
average AC/MC (%)	62.6%	70.7%	71.0%	72.5%
maximum AC/MC (%)	65.9%	72.1%		
minimum AC/MC (%)	61.1%	68.2%		

### Wind Generation (MWh)

	Today	This day last week	30 day rolling average	Year to date
average	12	400		
minimum	3	273		
maximum	29	473		

### Transmission Must Run (MWh)

	Today	This day last week	30 day rolling average	Year to date
average	94	93		
minimum	65	91		
maximum	101	97		

### Dispatch Down Service (MWh)

	Today	This day last week	30 day rolling average	Year to date
average	60	90		
minimum	0	75		
maximum	94	95		

### Intertie

	Today	This day last week	30 day rolling average	Year to date
Mid-C On-Peak	\$ 33.35	\$ 33.71	\$ 30.30	\$ 35.92
Mid-C Off-Peak	\$ 32.57	\$ 33.10	\$ 27.63	\$ 32.78
Minn Hub On-Peak	\$ 36.62	\$ 40.37	\$ 26.60	\$ 37.33
Minn Hub Off-Peak	\$ 25.66	\$ 20.65	\$ 11.91	\$ 21.21
Exchange rate (US:CDN)	1.25180	1.23022		

BC Import % of ATC	34.5%	44.0%	39.9%	46.3%
SK Import % of ATC	19.2%	13.2%	30.0%	42.5%
BC Export % of ATC	2.6%	1.8%	9.0%	17.2%
SK Export % of ATC	108.4%	31.5%	20.8%	11.3%

### Summary of Average Pool Price and Gas price

