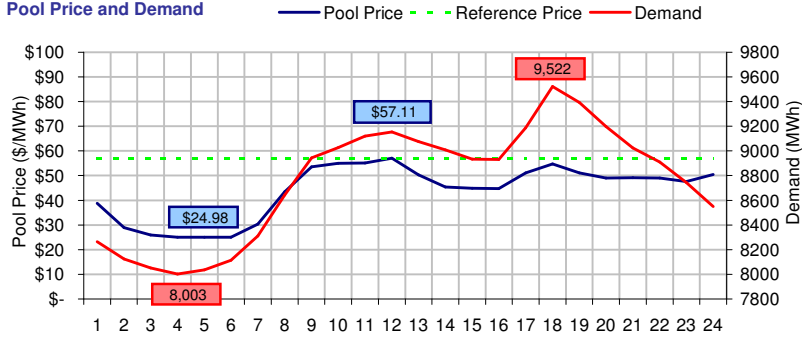
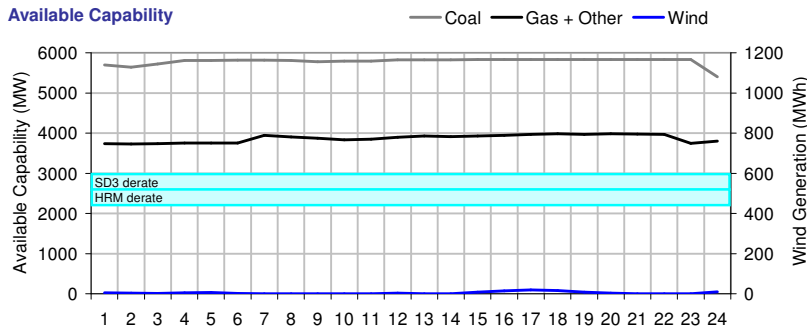


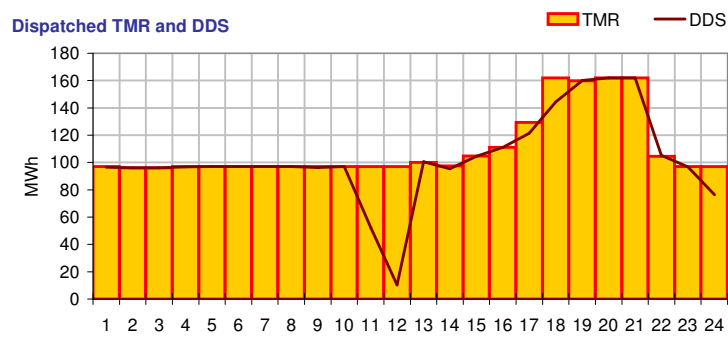
**Pool Price and Demand**



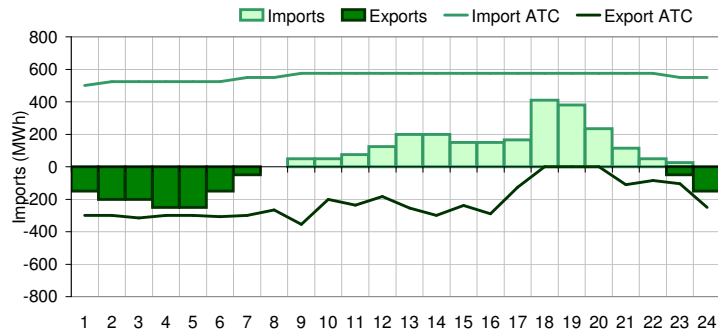
**Available Capacity**



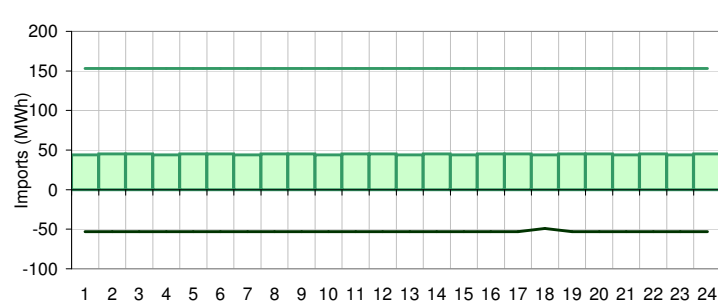
**Dispatched TMR and DDS**



**BC Intertie**



**SK Intertie**



**Pool Price (\$/MWh)**

|          | Today    | This day last week | 30 day rolling average | Year to date |
|----------|----------|--------------------|------------------------|--------------|
| average  | \$ 43.79 | \$ 30.50           | \$ 51.46               | \$ 47.81     |
| on peak  | \$ 50.10 | \$ 35.97           | \$ 64.93               | \$ 61.07     |
| off peak | \$ 31.17 | \$ 19.57           | \$ 34.69               | \$ 28.81     |

**Gas price**

|                    | Today   | This day last week | 30 day rolling average | Year to date |
|--------------------|---------|--------------------|------------------------|--------------|
| AECO-C (\$/GJ)     | \$ 5.51 | \$ 5.48            | \$ 5.21                | \$ 3.76      |
| Heat rate (GJ/MWh) | 7.95    | 5.56               | 9.88                   | 12.70        |

**Demand (MWh)**

|          | Today | This day last week | 30 day rolling average | Year to date |
|----------|-------|--------------------|------------------------|--------------|
| average  | 8761  | 8570               | 8725                   | 7980         |
| on peak  | 9051  | 8775               | 9086                   | 8362         |
| off peak | 8182  | 8158               | 8149                   | 7406         |

**Coal**

|                   | Today | This day last week | 30 day rolling average | Year to date |
|-------------------|-------|--------------------|------------------------|--------------|
| average AC/MC (%) | 95.6% | 95.3%              | 90.6%                  | 84.4%        |
| maximum AC/MC (%) | 96.3% | 96.3%              |                        |              |
| minimum AC/MC (%) | 89.2% | 94.0%              |                        |              |

**Gas + Other**

|                   | Today | This day last week | 30 day rolling average | Year to date |
|-------------------|-------|--------------------|------------------------|--------------|
| average AC/MC (%) | 67.8% | 71.0%              | 71.0%                  | 68.5%        |
| maximum AC/MC (%) | 69.8% | 73.5%              |                        |              |
| minimum AC/MC (%) | 65.3% | 68.1%              |                        |              |

**Wind Generation (MWh)**

|         | Today | This day last week |
|---------|-------|--------------------|
| average | 4     | 248                |
| minimum | 0     | 130                |
| maximum | 20    | 346                |

**Transmission Must Run (MWh)**

|         | Today | This day last week |
|---------|-------|--------------------|
| average | 110   | 94                 |
| minimum | 96    | 91                 |
| maximum | 162   | 105                |

**Dispatch Down Service (MWh)**

|         | Today | This day last week |
|---------|-------|--------------------|
| average | 103   | 94                 |
| minimum | 10    | 89                 |
| maximum | 162   | 104                |

**Intertie**

|                        | Today    | This day last week | 30 day rolling average | Year to date |
|------------------------|----------|--------------------|------------------------|--------------|
| Mid-C On-Peak          | \$ 57.02 | \$ 51.51           | \$ 56.04               | \$ 35.56     |
| Mid-C Off-Peak         | \$ 47.64 | \$ 43.71           | \$ 45.28               | \$ 28.22     |
| Minn Hub On-Peak       | \$ 49.57 | \$ 36.19           | \$ 40.43               | \$ 30.71     |
| Minn Hub Off-Peak      | \$ 26.75 | \$ 21.24           | \$ 22.09               | \$ 13.71     |
| Exchange rate (US:CDN) | 1.04910  | 1.05350            |                        |              |

|                    | Today | This day last week | 30 day rolling average | Year to date |
|--------------------|-------|--------------------|------------------------|--------------|
| BC Import % of ATC | 17.8% | 3.0%               | 22.8%                  | 32.4%        |
| SK Import % of ATC | 29.2% | 43.7%              | 56.7%                  | 50.8%        |
| BC Export % of ATC | 28.3% | 56.6%              | 42.3%                  | 23.8%        |
| SK Export % of ATC | 0.0%  | 0.0%               | 1.5%                   | 11.2%        |

**Summary of Average Pool Price and Gas price**

