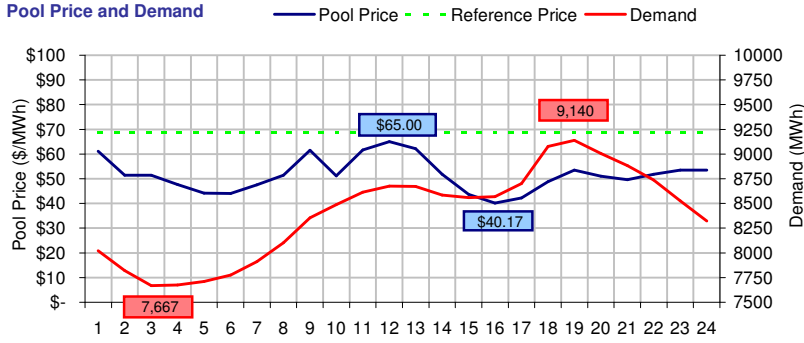
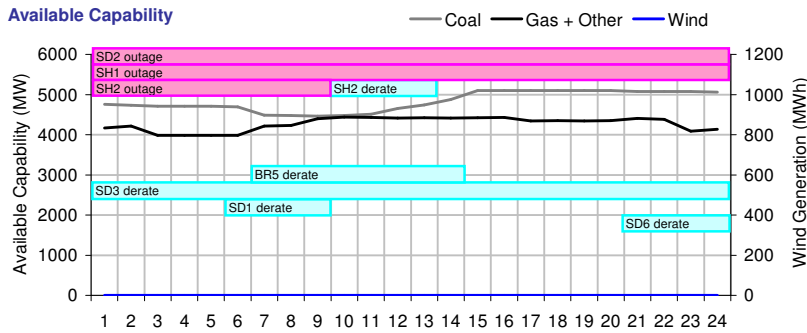


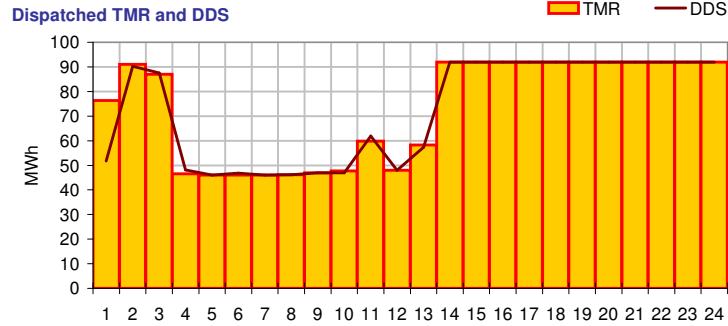
Pool Price and Demand



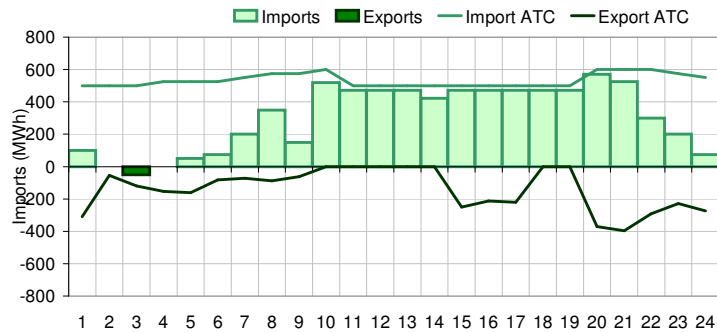
Available Capacity



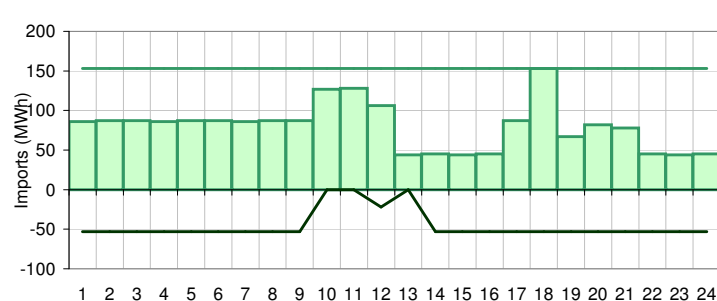
Dispatched TMR and DDS



BC Intertie



SK Intertie



Pool Price (\$/MWh)

	Today	This day last week	30 day rolling average	Year to date
average	\$ 51.66	\$ 41.36	\$ 43.43	\$ 43.43
on peak	\$ 52.43	\$ 44.26	\$ 50.81	\$ 50.84
off peak	\$ 50.12	\$ 35.56	\$ 32.55	\$ 32.60

Gas price

	Today	This day last week	30 day rolling average	Year to date
AECO-C (\$/GJ)	\$ 4.97	\$ 5.44	\$ 5.29	\$ 5.29
Heat rate (GJ/MWh)	10.39	7.60	8.20	8.20

Demand (MWh)

	Today	This day last week	30 day rolling average	Year to date
average	8400	8485	8545	8545
on peak	8668	8773	8928	8928
off peak	7863	7909	7951	7951

Coal

	Today	This day last week	30 day rolling average	Year to date
average AC/MC (%)	79.7%	93.1%	89.2%	89.2%
maximum AC/MC (%)	84.2%	93.6%		
minimum AC/MC (%)	73.8%	91.7%		

Gas + Other

	Today	This day last week	30 day rolling average	Year to date
average AC/MC (%)	74.8%	67.8%	70.1%	70.1%
maximum AC/MC (%)	77.7%	69.9%		
minimum AC/MC (%)	69.8%	65.9%		

Wind Generation (MWh)

	Today	This day last week	30 day rolling average	Year to date
average	0	17		
minimum	0	0		
maximum	0	38		

Transmission Must Run (MWh)

	Today	This day last week	30 day rolling average	Year to date
average	73	95		
minimum	46	91		
maximum	92	104		

Dispatch Down Service (MWh)

	Today	This day last week	30 day rolling average	Year to date
average	72	103		
minimum	46	91		
maximum	92	146		

Intertie

	Today	This day last week	30 day rolling average	Year to date
Mid-C On-Peak	\$ 47.99	\$ 48.74	\$ 49.15	\$ 48.81
Mid-C Off-Peak	\$ 44.32	\$ 40.60	\$ 42.62	\$ 42.51
Minn Hub On-Peak	\$ 50.92	\$ 30.66	\$ 47.53	\$ 47.57
Minn Hub Off-Peak	\$ 27.19	\$ 19.73	\$ 27.26	\$ 27.27
Exchange rate (US:CDN)	1.06646	1.05200		

	Today	This day last week	30 day rolling average	Year to date
BC Import % of ATC	57.1%	8.9%	0.0%	0.0%
SK Import % of ATC	52.3%	77.1%	0.0%	0.0%
BC Export % of ATC	1.5%	7.3%	0.0%	0.0%
SK Export % of ATC	0.0%	0.0%	0.0%	0.0%

Summary of Average Pool Price and Gas price

