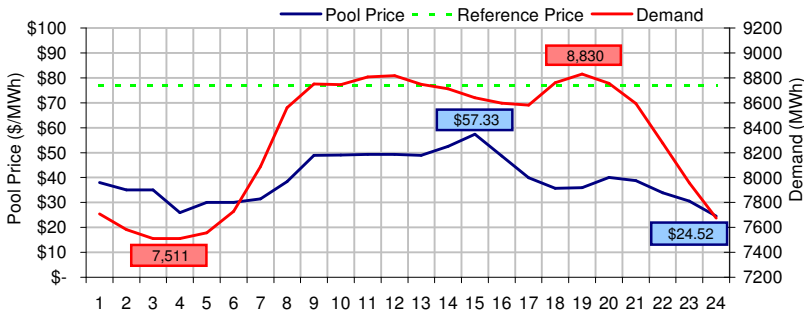
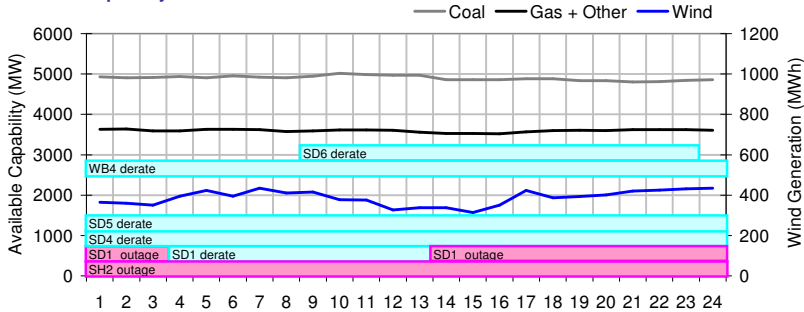


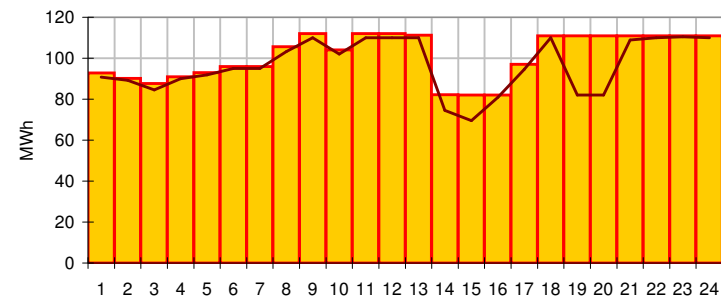
Pool Price and Demand



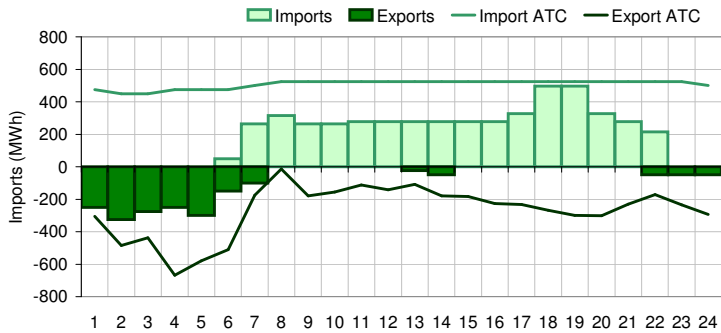
Available Capacity



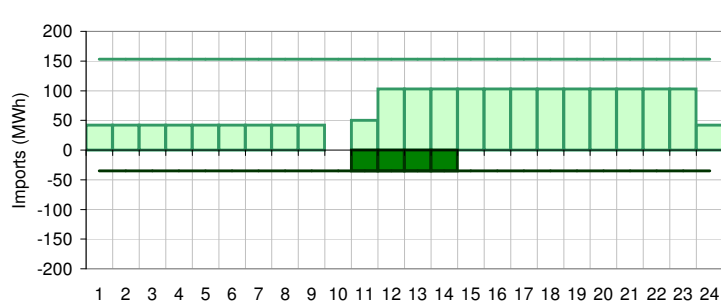
Dispatched TMR and DDS



BC Intertie



SK Intertie



Pool Price (\$/MWh)

	Today	This day last week	30 day rolling average	Year to date
average	\$ 39.46	\$ 624.94	\$ 94.99	\$ 94.99
on peak	\$ 43.56	\$ 671.65	\$ 116.63	\$ 119.60
off peak	\$ 31.26	\$ 531.54	\$ 61.85	\$ 62.25

Gas price

	Today	This day last week	30 day rolling average	Year to date
AECO-C (\$/GJ)	\$ 4.76	\$ 5.32	\$ 5.53	\$ 5.53
Heat rate (GJ/MWh)	8.29	117.50	17.16	17.16

Demand (MWh)

	Today	This day last week	30 day rolling average	Year to date
average	8312	8715	8456	8456
on peak	8633	9029	8827	8827
off peak	7670	8088	7878	7878

Coal

	Today	This day last week	30 day rolling average	Year to date
average AC/MC (%)	81.5%	71.2%	80.8%	80.8%
maximum AC/MC (%)	83.5%	73.1%		
minimum AC/MC (%)	79.9%	65.4%		

Gas + Other

	Today	This day last week	30 day rolling average	Year to date
average AC/MC (%)	68.9%	80.6%	73.5%	73.5%
maximum AC/MC (%)	69.7%	82.9%		
minimum AC/MC (%)	67.4%	74.1%		

Wind Generation (MWh)

	Today	This day last week	30 day rolling average	Year to date
average	387	10		
minimum	315	0		
maximum	434	66		

Transmission Must Run (MWh)

	Today	This day last week	30 day rolling average	Year to date
average	101	54		
minimum	82	1		
maximum	112	115		

Dispatch Down Service (MWh)

	Today	This day last week	30 day rolling average	Year to date
average	96	9		
minimum	70	0		
maximum	110	110		

Intertie

	Today	This day last week	30 day rolling average	Year to date
Mid-C On-Peak	\$ 45.87	\$ 44.83	\$ 40.44	\$ 39.66
Mid-C Off-Peak	\$ 37.46	\$ 35.97	\$ 36.08	\$ 35.58
Minn Hub On-Peak	\$ 58.17	\$ 49.95	\$ 50.54	\$ 50.78
Minn Hub Off-Peak	\$ 37.16	\$ 26.19	\$ 29.67	\$ 29.90
Exchange rate (US:CDN)	1.21822	1.25987		

BC Import % of ATC

	Today	This day last week	30 day rolling average	Year to date
BC Import % of ATC	40.7%	83.2%	53.7%	54.1%
SK Import % of ATC	46.5%	84.0%	48.9%	49.2%
BC Export % of ATC	0.0%	0.0%	20.3%	20.2%
SK Export % of ATC	16.7%	0.0%	7.0%	6.7%

Summary of Average Pool Price and Gas price

