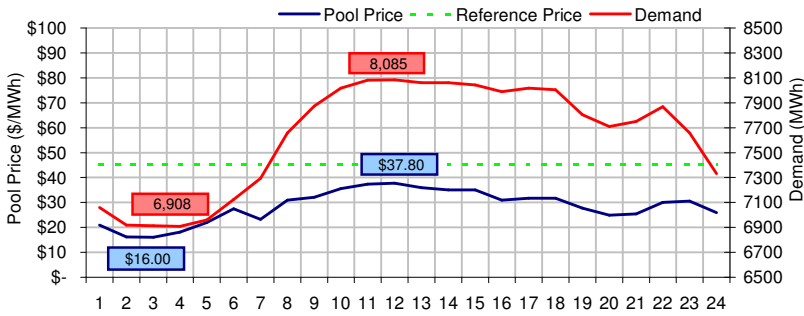
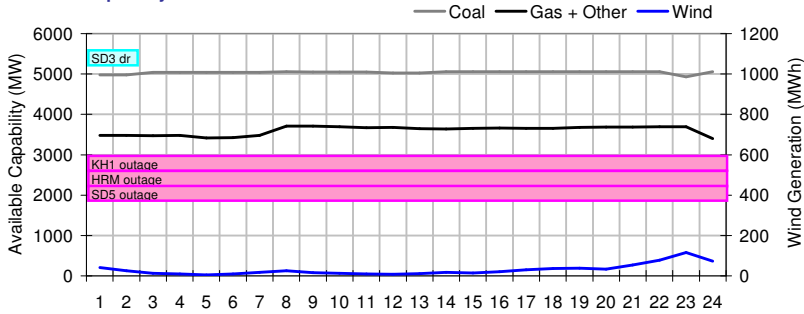


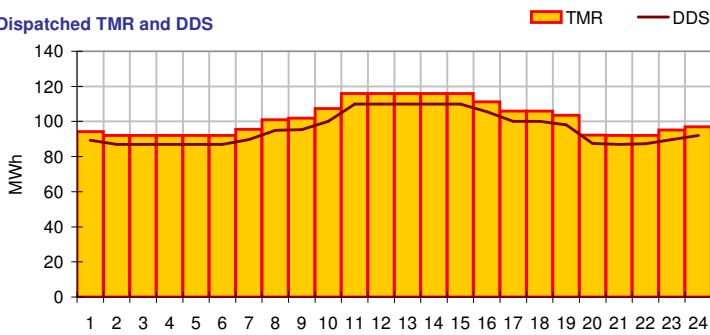
### Pool Price and Demand



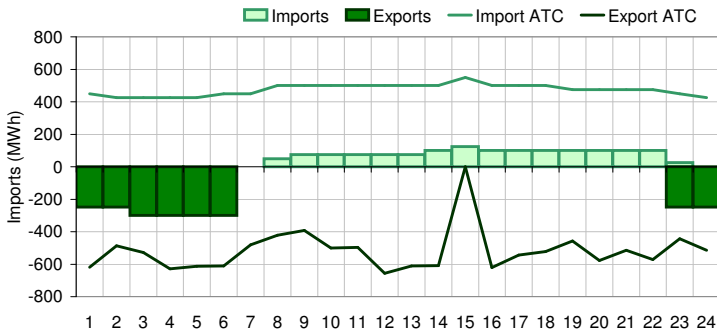
### Available Capacity



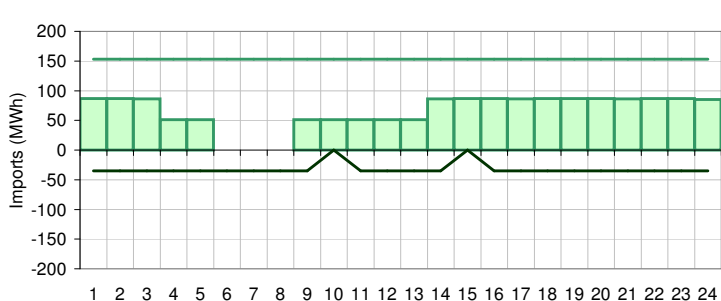
### Dispatched TMR and DDS



### BC Intertie



### SK Intertie



### Pool Price (\$/MWh)

	Today	This day last week	30 day rolling average	Year to date
average	\$ 28.43	\$ 36.48	\$ 31.53	\$ 55.39
on peak	\$ 32.03	\$ 40.66	\$ 43.83	\$ 66.25
off peak	\$ 21.22	\$ 28.12	\$ 21.47	\$ 40.63

### Gas price

	Today	This day last week	30 day rolling average	Year to date
AECO-C (\$/GJ)	\$ 3.00	\$ 3.29	\$ 3.35	\$ 4.34
Heat rate (GJ/MWh)	9.47	11.08	9.40	12.77

### Demand (MWh)

	Today	This day last week	30 day rolling average	Year to date
average	7633	7830	7626	8153
on peak	7917	8139	7961	8494
off peak	7064	7211	7127	7643

### Coal

	Today	This day last week	30 day rolling average	Year to date
average AC/MC (%)	83.8%	78.4%	85.2%	83.1%
maximum AC/MC (%)	84.1%	82.5%		
minimum AC/MC (%)	82.0%	73.9%		

### Gas + Other

	Today	This day last week	30 day rolling average	Year to date
average AC/MC (%)	69.0%	69.9%	63.7%	70.5%
maximum AC/MC (%)	71.1%	71.1%		
minimum AC/MC (%)	65.1%	63.6%		

### Wind Generation (MWh)

	Today	This day last week
average	30	79
minimum	5	5
maximum	116	378

### Transmission Must Run (MWh)

	Today	This day last week
average	101	101
minimum	92	92
maximum	116	117

### Dispatch Down Service (MWh)

	Today	This day last week
average	96	95
minimum	87	4
maximum	110	160

### Intertie

	Today	This day last week	30 day rolling average	Year to date
Mid-C On-Peak	\$ 29.96	\$ 17.98	\$ 22.71	\$ 32.83
Mid-C Off-Peak	\$ 20.52	\$ 7.18	\$ 17.69	\$ 29.14
Minn Hub On-Peak	\$ 30.26	\$ 33.29	\$ 27.13	\$ 34.96
Minn Hub Off-Peak	\$ 9.38	\$ 16.64	\$ 11.49	\$ 18.92
Exchange rate (US:CDN)	1.21052	1.23898		

### BC Import % of ATC

	Today	This day last week	30 day rolling average	Year to date
BC Import % of ATC	12.1%	62.2%	26.5%	41.4%
SK Import % of ATC	42.7%	68.1%	37.9%	41.6%
BC Export % of ATC	17.7%	0.0%	7.7%	15.4%
SK Export % of ATC	0.0%	0.0%	16.3%	11.2%

### Summary of Average Pool Price and Gas price

