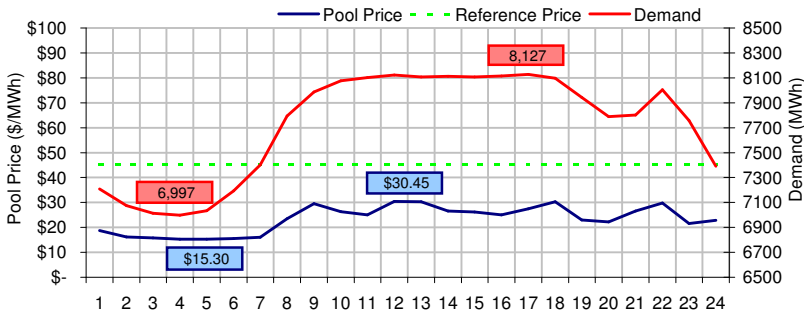
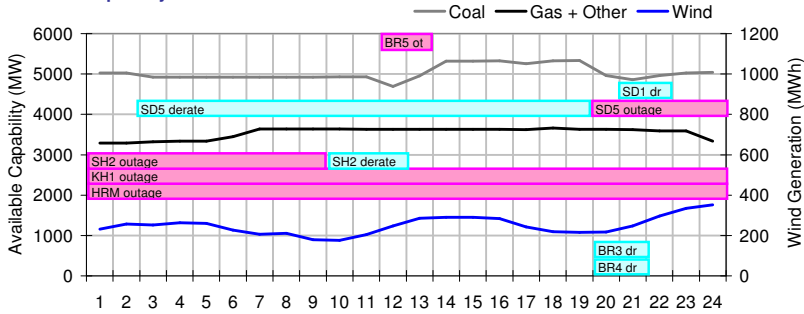


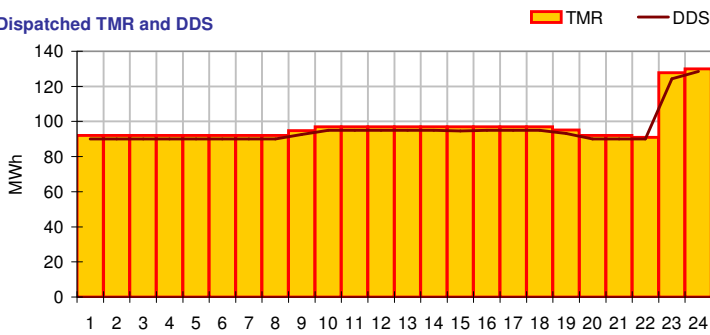
Pool Price and Demand



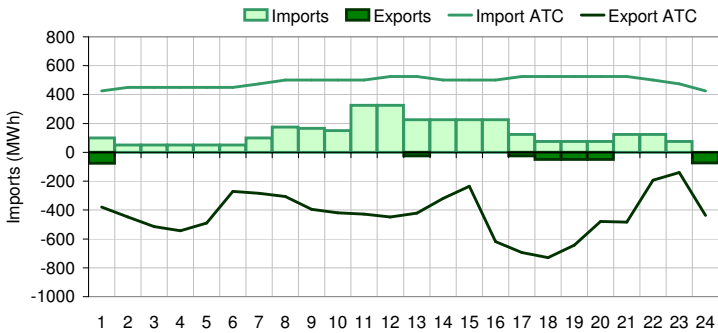
Available Capacity



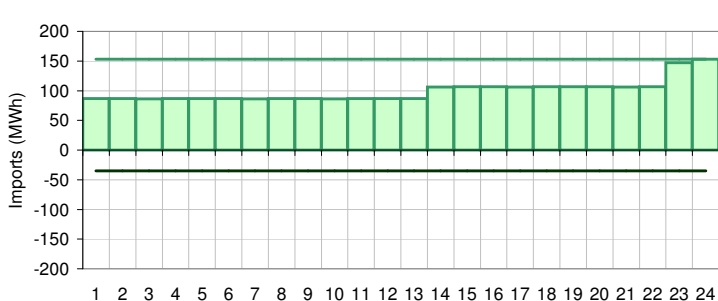
Dispatched TMR and DDS



BC Intertie



SK Intertie



Pool Price (\$/MWh)

	Today	This day last week	30 day rolling average	Year to date
average	\$ 23.30	\$ 25.84	\$ 35.50	\$ 55.86
on peak	\$ 26.46	\$ 30.28	\$ 44.62	\$ 66.94
off peak	\$ 16.98	\$ 16.95	\$ 23.44	\$ 40.96

Gas price

	Today	This day last week	30 day rolling average	Year to date
AECO-C (\$/GJ)	\$ 3.17	\$ 3.25	\$ 3.38	\$ 4.36
Heat rate (GJ/MWh)	7.35	7.95	10.50	12.81

Demand (MWh)

	Today	This day last week	30 day rolling average	Year to date
average	7723	7720	7647	8162
on peak	8003	8083	7986	8506
off peak	7164	6994	7147	7652

Coal

	Today	This day last week	30 day rolling average	Year to date
average AC/MC (%)	83.7%	89.3%	84.9%	83.1%
maximum AC/MC (%)	88.7%	91.0%		
minimum AC/MC (%)	78.1%	88.3%		

Gas + Other

	Today	This day last week	30 day rolling average	Year to date
average AC/MC (%)	67.9%	63.7%	63.5%	70.5%
maximum AC/MC (%)	70.1%	66.0%		
minimum AC/MC (%)	63.1%	60.0%		

Wind Generation (MWh)

	Today	This day last week	30 day rolling average	Year to date
average	250	339		
minimum	176	178		
maximum	352	456		

Transmission Must Run (MWh)

	Today	This day last week	30 day rolling average	Year to date
average	97	152		
minimum	91	91		
maximum	130	218		

Dispatch Down Service (MWh)

	Today	This day last week	30 day rolling average	Year to date
average	95	156		
minimum	90	90		
maximum	128	265		

Intertie

	Today	This day last week	30 day rolling average	Year to date
Mid-C On-Peak	\$ 27.61	\$ 30.40	\$ 22.84	\$ 33.01
Mid-C Off-Peak	\$ 12.74	\$ 21.53	\$ 18.60	\$ 29.37
Minn Hub On-Peak	\$ 32.81	\$ 37.67	\$ 27.29	\$ 35.15
Minn Hub Off-Peak	\$ 11.24	\$ 19.44	\$ 11.93	\$ 19.13
Exchange rate (US:CDN)	1.21522	1.22393		

BC Import % of ATC

	Today	This day last week	30 day rolling average	Year to date
BC Import % of ATC	27.0%	14.3%	28.6%	41.9%
SK Import % of ATC	65.0%	50.3%	36.8%	41.5%
BC Export % of ATC	3.4%	22.8%	7.0%	15.4%
SK Export % of ATC	0.0%	0.0%	16.3%	11.4%

Summary of Average Pool Price and Gas price

