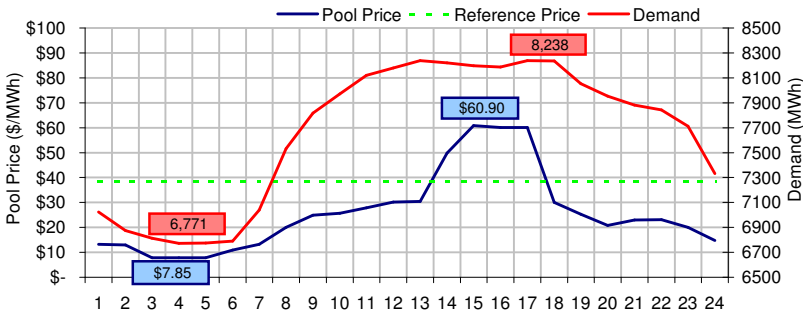
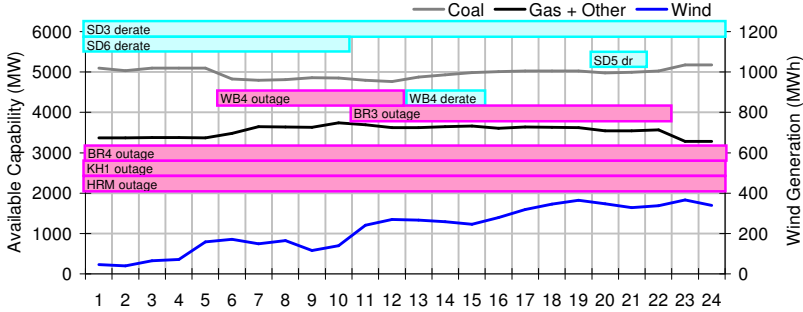


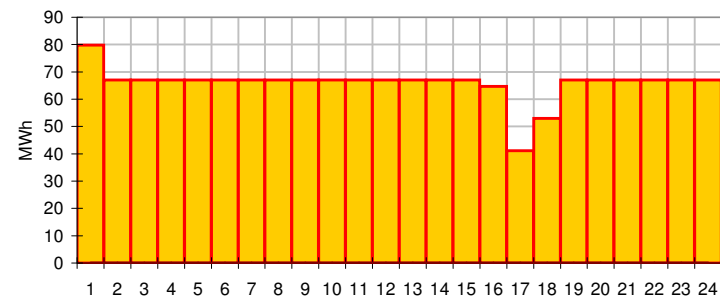
### Pool Price and Demand



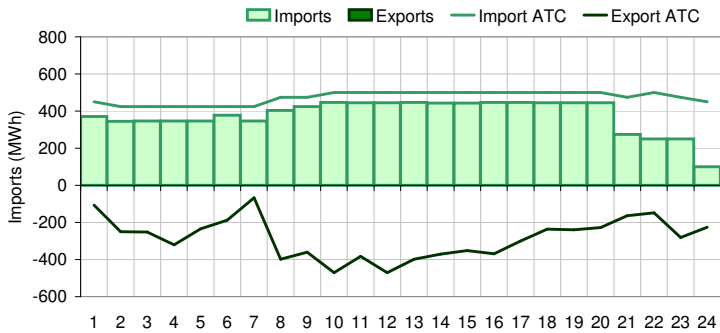
### Available Capacity



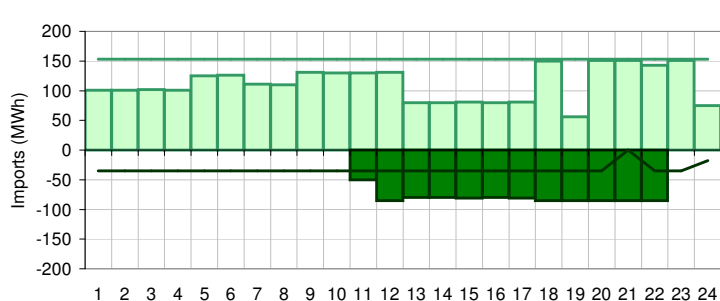
### Dispatched TMR and DDS



### BC Intertie



### SK Intertie



### Pool Price (\$/MWh)

	Today	This day last week	30 day rolling average	Year to date
average	\$ 25.87	\$ 28.99	\$ 31.62	\$ 51.29
on peak	\$ 33.27	\$ 34.97	\$ 37.88	\$ 61.49
off peak	\$ 11.07	\$ 17.02	\$ 21.60	\$ 37.31

### Gas price

	Today	This day last week	30 day rolling average	Year to date
AECO-C (\$/GJ)	\$ 2.86	\$ 3.70	\$ 3.51	\$ 4.20
Heat rate (GJ/MWh)	9.04	7.84	9.01	12.21

### Demand (MWh)

	Today	This day last week	30 day rolling average	Year to date
average	7658	7769	7429	8017
on peak	8024	8141	7788	8363
off peak	6927	7025	6906	7506

### Coal

	Today	This day last week	30 day rolling average	Year to date
average AC/MC (%)	82.7%	79.6%	81.0%	82.6%
maximum AC/MC (%)	86.1%	81.3%		
minimum AC/MC (%)	79.2%	76.2%		

### Gas + Other

	Today	This day last week	30 day rolling average	Year to date
average AC/MC (%)	66.4%	63.6%	62.5%	68.9%
maximum AC/MC (%)	70.2%	68.7%		
minimum AC/MC (%)	61.5%	60.3%		

### Wind Generation (MWh)

	Today	This day last week	30 day rolling average	Year to date
average	226	239		
minimum	40	15		
maximum	366	419		

### Transmission Must Run (MWh)

	Today	This day last week	30 day rolling average	Year to date
average	66	83		
minimum	41	77		
maximum	80	101		

### Dispatch Down Service (MWh)

	Today	This day last week	30 day rolling average	Year to date
average	0	61		
minimum	0	0		
maximum	0	75		

### Intertie

	Today	This day last week	30 day rolling average	Year to date
Mid-C On-Peak	\$ 21.62	\$ 27.55	\$ 26.51	\$ 31.82
Mid-C Off-Peak	\$ 10.59	\$ 12.63	\$ 18.71	\$ 27.47
Minn Hub On-Peak	\$ 30.65	\$ 31.21	\$ 26.65	\$ 33.48
Minn Hub Off-Peak	\$ 9.28	\$ 4.50	\$ 7.58	\$ 16.90
Exchange rate (US:CDN)	1.12466	1.17262		

### BC Import % of ATC

	Today	This day last week	30 day rolling average	Year to date
BC Import % of ATC	79.9%	62.5%	40.6%	41.8%
SK Import % of ATC	72.9%	73.9%	58.3%	45.1%
BC Export % of ATC	0.0%	2.8%	10.6%	14.6%
SK Export % of ATC	122.1%	0.0%	52.7%	20.9%

### Summary of Average Pool Price and Gas price

