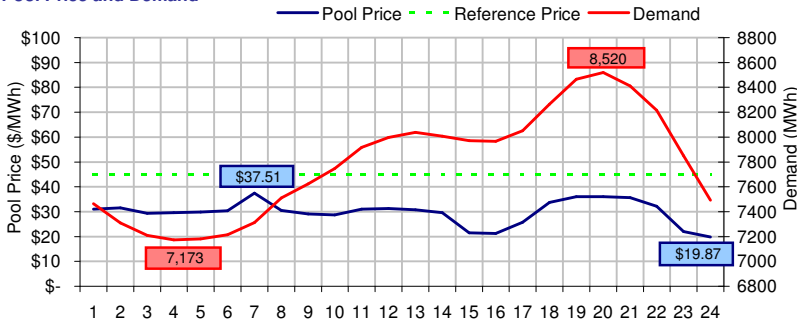
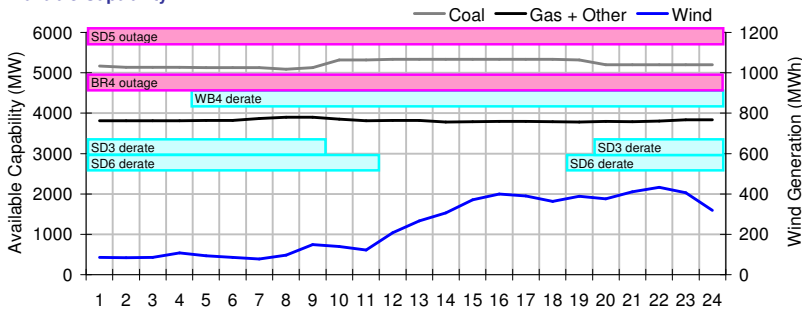


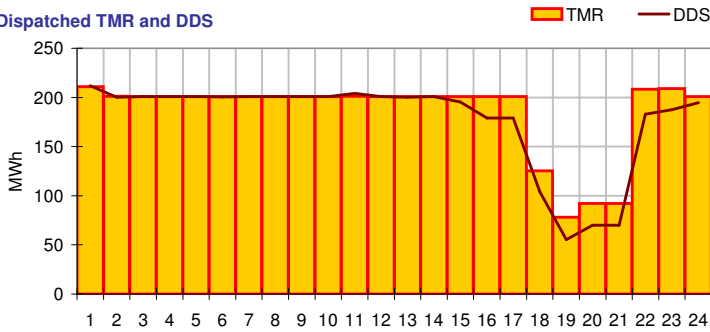
Pool Price and Demand



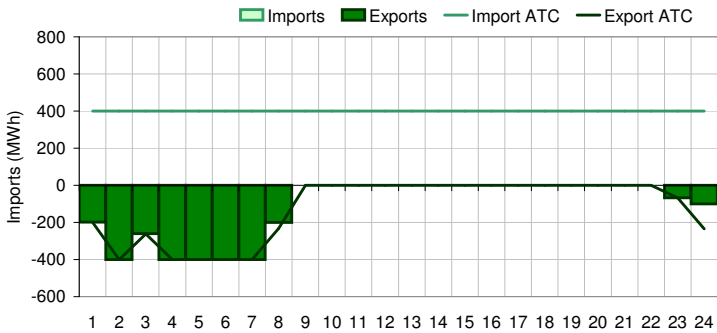
Available Capacity



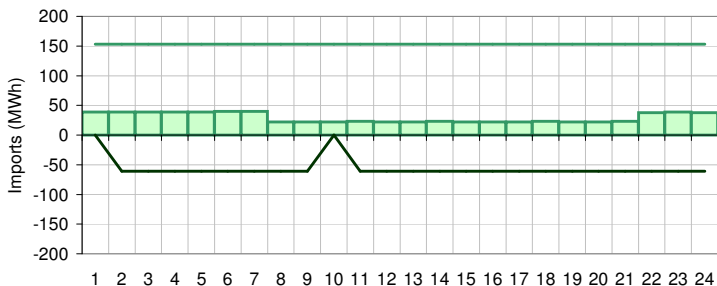
Dispatched TMR and DDS



BC Intertie



SK Intertie



Pool Price (\$/MWh)

	Today	This day last week	30 day rolling average	Year to date
average	\$ 29.75	\$ 26.73	\$ 32.25	\$ 47.13
on peak	NA	NA	\$ 38.49	\$ 60.64
off peak	\$ 29.75	\$ 26.73	\$ 22.62	\$ 28.15

Gas price

	Today	This day last week	30 day rolling average	Year to date
AECO-C (\$/GJ)	\$ 4.36	\$ 4.51	\$ 4.01	\$ 3.62
Heat rate (GJ/MWh)	6.83	5.93	8.04	13.01

Demand (MWh)

	Today	This day last week	30 day rolling average	Year to date
average	7788	7652	7860	7886
on peak	NA	NA	8248	8267
off peak	7788	7652	7296	7320

Coal

	Today	This day last week	30 day rolling average	Year to date
average AC/MC (%)	86.4%	89.7%	88.4%	84.3%
maximum AC/MC (%)	88.1%	90.1%		
minimum AC/MC (%)	84.1%	88.1%		

Gas + Other

	Today	This day last week	30 day rolling average	Year to date
average AC/MC (%)	68.8%	64.6%	67.8%	68.0%
maximum AC/MC (%)	70.3%	67.4%		
minimum AC/MC (%)	68.1%	60.6%		

Wind Generation (MWh)

	Today	This day last week
average	240	193
minimum	77	19
maximum	433	401

Transmission Must Run (MWh)

	Today	This day last week
average	185	191
minimum	78	92
maximum	211	217

Dispatch Down Service (MWh)

	Today	This day last week
average	177	166
minimum	55	0
maximum	212	218

Intertie

	Today	This day last week	30 day rolling average	Year to date
Mid-C On-Peak	NA	NA	\$ 40.95	\$ 33.07
Mid-C Off-Peak	\$ 50.26	\$ 44.30	\$ 34.14	\$ 26.15
Minn Hub On-Peak	\$ 29.77	\$ 27.40	\$ 29.09	\$ 29.77
Minn Hub Off-Peak	\$ 12.12	\$ 18.70	\$ 12.31	\$ 12.83
Exchange rate (US:CDN)	1.05370	1.03757		

	Today	This day last week	30 day rolling average	Year to date
BC Import % of ATC	0.0%	1.0%	12.0%	33.6%
SK Import % of ATC	19.1%	36.5%	22.0%	49.0%
BC Export % of ATC	94.3%	66.0%	72.5%	21.7%
SK Export % of ATC	0.0%	0.0%	1.1%	13.6%

Summary of Average Pool Price and Gas price

