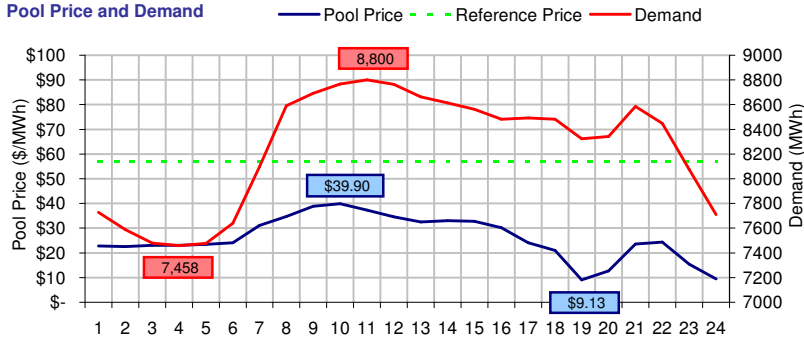
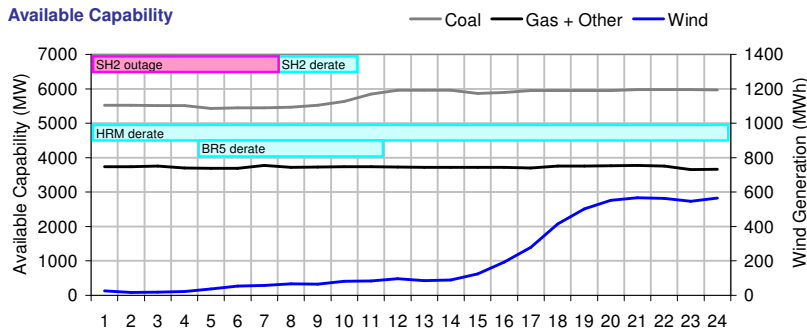


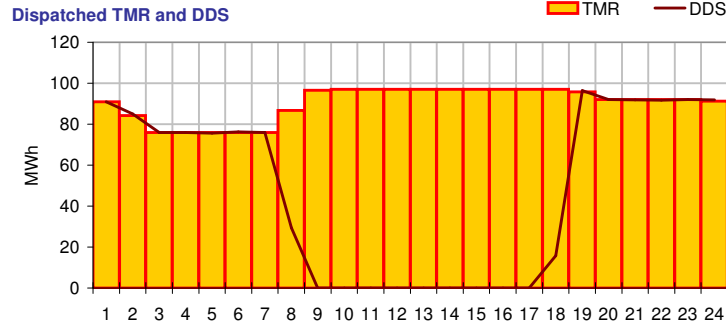
**Pool Price and Demand**



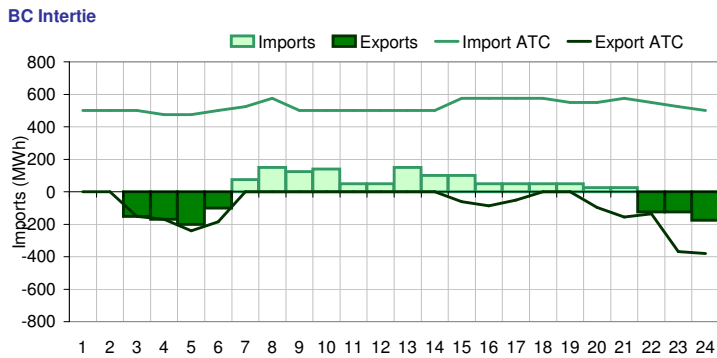
**Available Capacity**



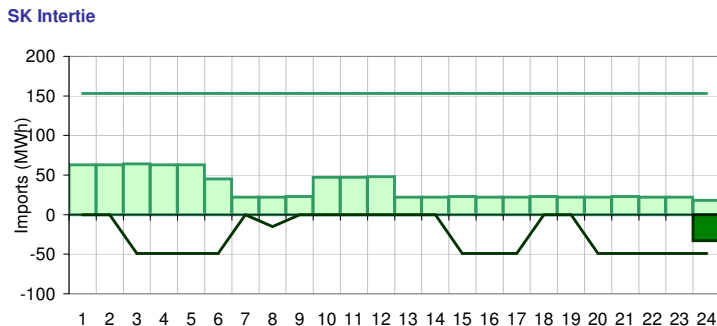
**Dispatched TMR and DDS**



**BC Intertie**



**SK Intertie**



**Pool Price (\$/MWh)**

	Today	This day last week	30 day rolling average	Year to date
average	\$ 25.98	\$ 35.88	\$ 38.02	\$ 42.13
on peak	\$ 27.75	\$ 37.61	\$ 46.07	\$ 49.23
off peak	\$ 22.46	\$ 32.43	\$ 26.18	\$ 31.75

**Gas price**

	Today	This day last week	30 day rolling average	Year to date
AECO-C (\$/GJ)	\$ 3.60	\$ 3.69	\$ 4.04	\$ 4.78
Heat rate (GJ/MWh)	7.21	9.73	9.40	8.82

**Demand (MWh)**

	Today	This day last week	30 day rolling average	Year to date
average	8244	8351	8232	8429
on peak	8543	8711	8584	8791
off peak	7647	7631	7700	7876

**Coal**

	Today	This day last week	30 day rolling average	Year to date
average AC/MC (%)	95.1%	85.1%	88.5%	88.5%
maximum AC/MC (%)	98.7%	91.0%		
minimum AC/MC (%)	89.7%	81.4%		

**Gas + Other**

	Today	This day last week	30 day rolling average	Year to date
average AC/MC (%)	65.8%	68.7%	67.9%	69.9%
maximum AC/MC (%)	66.7%	72.6%		
minimum AC/MC (%)	64.6%	63.6%		

**Wind Generation (MWh)**

	Today	This day last week	30 day rolling average	Year to date
average	213	160		
minimum	18	32		
maximum	566	396		

**Transmission Must Run (MWh)**

	Today	This day last week	30 day rolling average	Year to date
average	90	88		
minimum	76	76		
maximum	97	97		

**Dispatch Down Service (MWh)**

	Today	This day last week	30 day rolling average	Year to date
average	48	81		
minimum	0	0		
maximum	96	97		

**Intertie**

	Today	This day last week	30 day rolling average	Year to date
Mid-C On-Peak	\$ 39.04	\$ 43.72	\$ 42.29	\$ 46.12
Mid-C Off-Peak	\$ 28.12	\$ 35.47	\$ 37.37	\$ 40.63
Minn Hub On-Peak	\$ 31.43	\$ 31.17	\$ 34.01	\$ 42.04
Minn Hub Off-Peak	\$ 17.12	\$ 14.56	\$ 21.79	\$ 25.25
Exchange rate (US:CDN)	1.02200	1.01093		

	Today	This day last week	30 day rolling average	Year to date
BC Import % of ATC	9.4%	44.9%	18.4%	23.3%
SK Import % of ATC	22.7%	2.0%	12.6%	25.5%
BC Export % of ATC	50.2%	36.3%	33.5%	28.7%
SK Export % of ATC	5.5%	9.2%	18.5%	11.7%

**Summary of Average Pool Price and Gas price**

