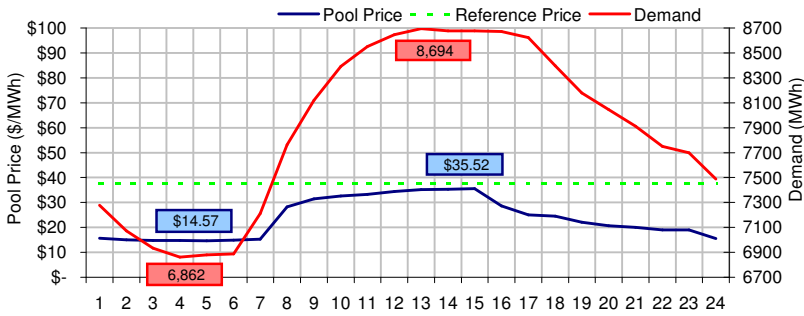
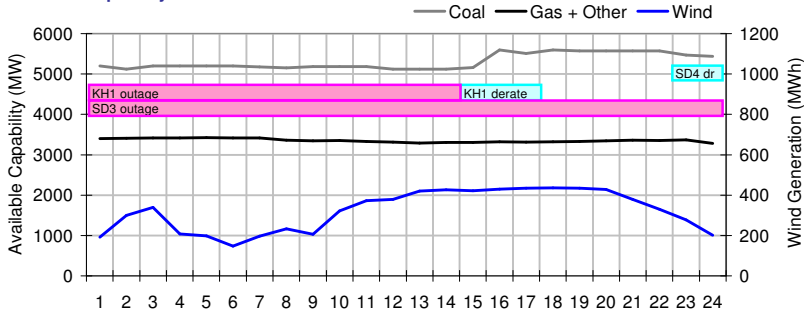


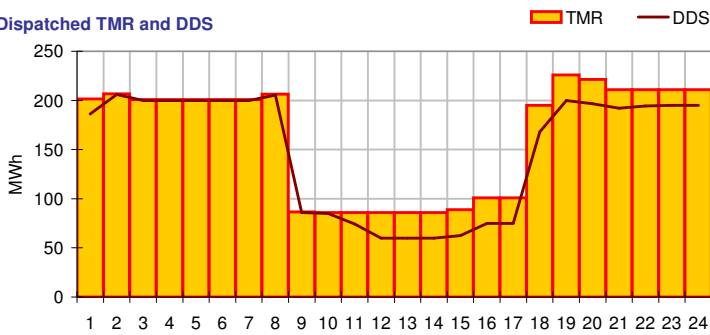
Pool Price and Demand



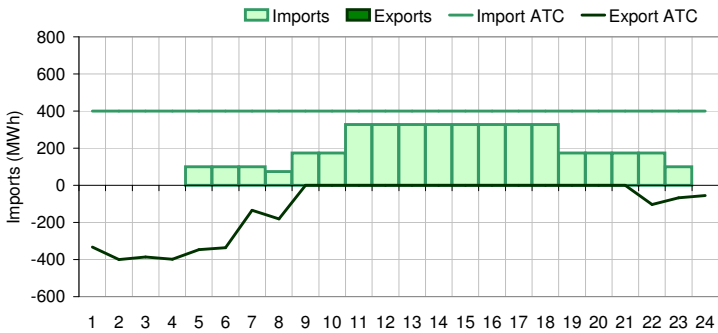
Available Capacity



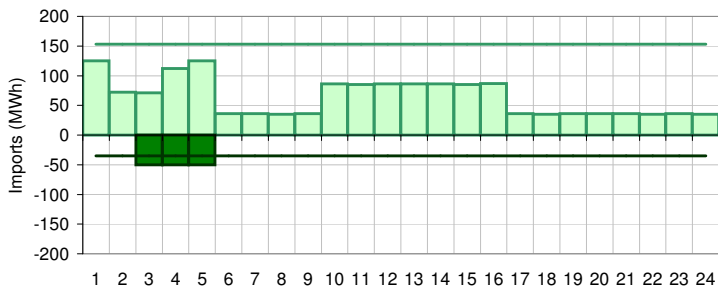
Dispatched TMR and DDS



BC Intertie



SK Intertie



Pool Price (\$/MWh)

	Today	This day last week	30 day rolling average	Year to date
average	\$ 23.56	\$ 41.67	\$ 33.41	\$ 48.25
on peak	\$ 27.81	\$ 53.85	\$ 45.19	\$ 58.77
off peak	\$ 15.05	\$ 17.30	\$ 14.98	\$ 33.52

Gas price

	Today	This day last week	30 day rolling average	Year to date
AECO-C (\$/GJ)	\$ 3.23	\$ 3.35	\$ 2.96	\$ 3.99
Heat rate (GJ/MWh)	7.30	12.45	11.28	12.09

Demand (MWh)

	Today	This day last week	30 day rolling average	Year to date
average	7892	7947	7696	7962
on peak	8300	8314	8110	8320
off peak	7076	7213	7062	7431

Coal

	Today	This day last week	30 day rolling average	Year to date
average AC/MC (%)	88.4%	83.8%	86.8%	83.3%
maximum AC/MC (%)	93.1%	85.1%		
minimum AC/MC (%)	85.2%	82.5%		

Gas + Other

	Today	This day last week	30 day rolling average	Year to date
average AC/MC (%)	62.9%	68.0%	66.6%	68.5%
maximum AC/MC (%)	64.1%	68.7%		
minimum AC/MC (%)	61.5%	66.2%		

Wind Generation (MWh)

	Today	This day last week	30 day rolling average	Year to date
average	321	65		
minimum	147	7		
maximum	436	289		

Transmission Must Run (MWh)

	Today	This day last week	30 day rolling average	Year to date
average	163	175		
minimum	86	67		
maximum	226	201		

Dispatch Down Service (MWh)

	Today	This day last week	30 day rolling average	Year to date
average	149	94		
minimum	60	0		
maximum	206	195		

Intertie

	Today	This day last week	30 day rolling average	Year to date
Mid-C On-Peak	\$ 25.93	\$ 28.82	\$ 20.86	\$ 29.93
Mid-C Off-Peak	\$ 17.74	\$ 19.77	\$ 9.02	\$ 24.36
Minn Hub On-Peak	\$ 44.78	\$ 36.74	\$ 25.01	\$ 32.10
Minn Hub Off-Peak	\$ 14.35	\$ 14.35	\$ 8.50	\$ 15.49
Exchange rate (US:CDN)	1.14820	1.13475		

	Today	This day last week	30 day rolling average	Year to date
BC Import % of ATC	43.2%	73.5%	57.7%	44.3%
SK Import % of ATC	41.8%	45.3%	35.0%	43.2%
BC Export % of ATC	0.0%	0.0%	1.0%	12.3%
SK Export % of ATC	17.9%	0.0%	24.5%	20.9%

Summary of Average Pool Price and Gas price

