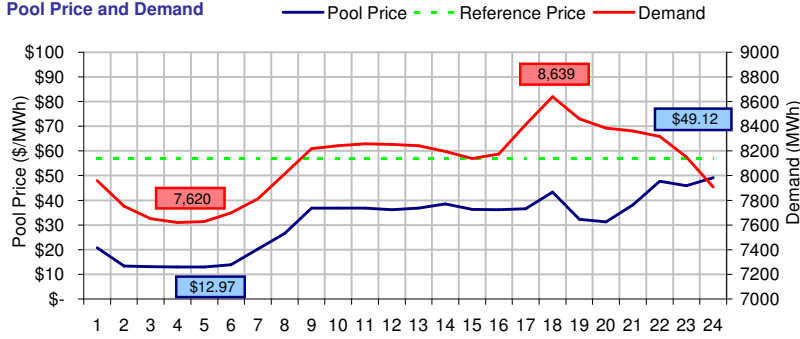
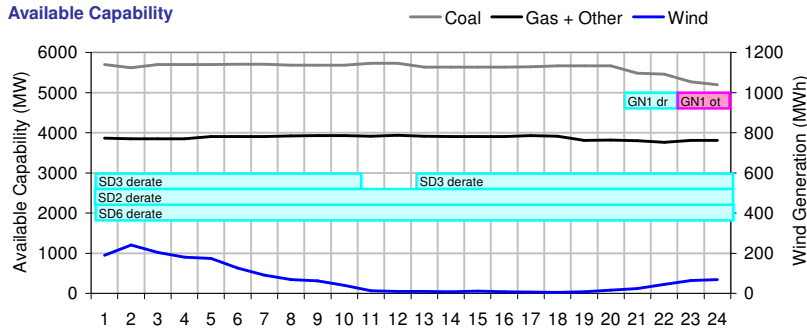


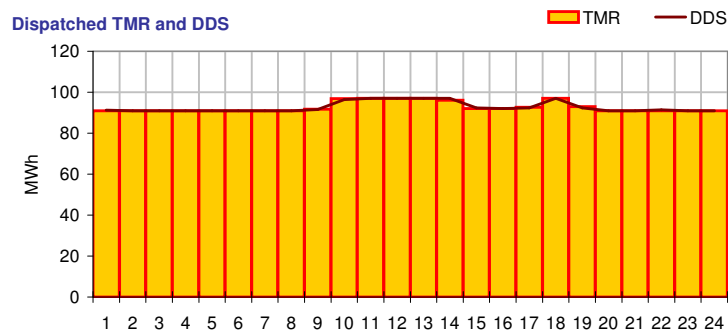
Pool Price and Demand



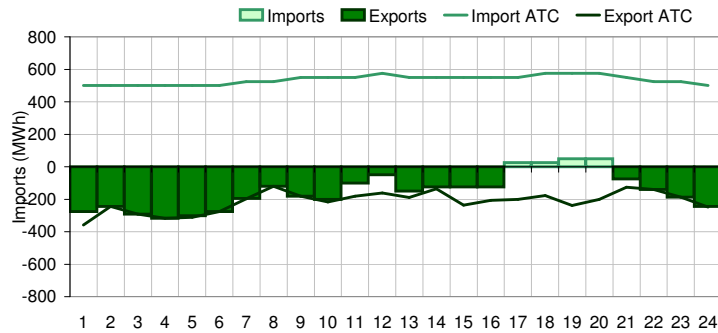
Available Capacity



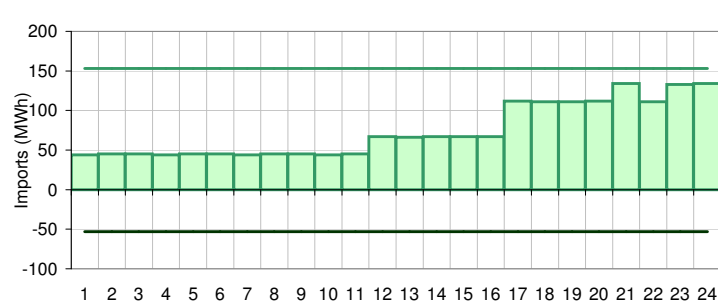
Dispatched TMR and DDS



BC Intertie



SK Intertie



Pool Price (\$/MWh)

	Today	This day last week	30 day rolling average	Year to date
average	\$ 31.38	\$ 31.17	\$ 53.81	\$ 47.91
on peak	\$ 37.29	\$ 39.09	\$ 66.04	\$ 61.28
off peak	\$ 19.55	\$ 15.33	\$ 33.53	\$ 28.79

Gas price

	Today	This day last week	30 day rolling average	Year to date
AECO-C (\$/GJ)	\$ 5.37	\$ 5.60	\$ 4.93	\$ 3.74
Heat rate (GJ/MWh)	5.84	5.56	10.91	12.83

Demand (MWh)

	Today	This day last week	30 day rolling average	Year to date
average	8104	8644	8705	7973
on peak	8279	8988	9079	8355
off peak	7754	7956	8103	7398

Coal

	Today	This day last week	30 day rolling average	Year to date
average AC/MC (%)	92.8%	96.3%	88.9%	84.2%
maximum AC/MC (%)	94.7%	97.8%		
minimum AC/MC (%)	85.8%	95.0%		

Gas + Other

	Today	This day last week	30 day rolling average	Year to date
average AC/MC (%)	67.9%	67.9%	72.2%	68.5%
maximum AC/MC (%)	68.9%	70.1%		
minimum AC/MC (%)	65.9%	64.0%		

Wind Generation (MWh)

	Today	This day last week	30 day rolling average	Year to date
average	70	415		
minimum	5	356		
maximum	241	443		

Transmission Must Run (MWh)

	Today	This day last week	30 day rolling average	Year to date
average	93	100		
minimum	91	95		
maximum	97	112		

Dispatch Down Service (MWh)

	Today	This day last week	30 day rolling average	Year to date
average	93	112		
minimum	91	79		
maximum	97	162		

Intertie

	Today	This day last week	30 day rolling average	Year to date
Mid-C On-Peak	\$ 51.47	\$ 54.08	\$ 52.45	\$ 35.29
Mid-C Off-Peak	\$ 43.67	\$ 45.35	\$ 42.41	\$ 27.97
Minn Hub On-Peak	\$ 36.16	\$ 46.91	\$ 39.20	\$ 30.61
Minn Hub Off-Peak	\$ 21.23	\$ 26.47	\$ 21.09	\$ 13.59
Exchange rate (US:CDN)	1.04820	1.06800		

	Today	This day last week	30 day rolling average	Year to date
BC Import % of ATC	1.2%	1.3%	29.1%	32.8%
SK Import % of ATC	48.6%	29.2%	63.0%	51.0%
BC Export % of ATC	72.4%	69.5%	36.6%	23.5%
SK Export % of ATC	0.0%	0.0%	1.5%	11.4%

Summary of Average Pool Price and Gas price

