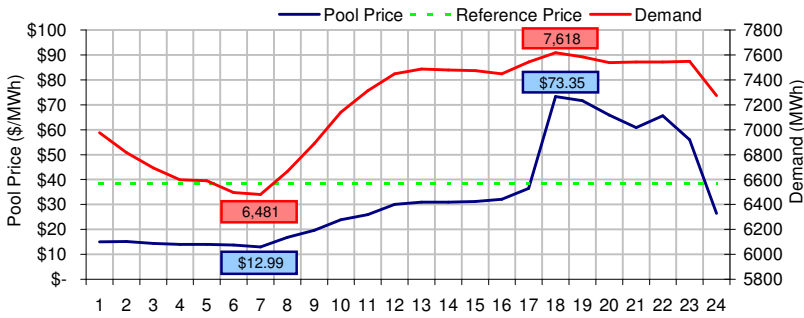
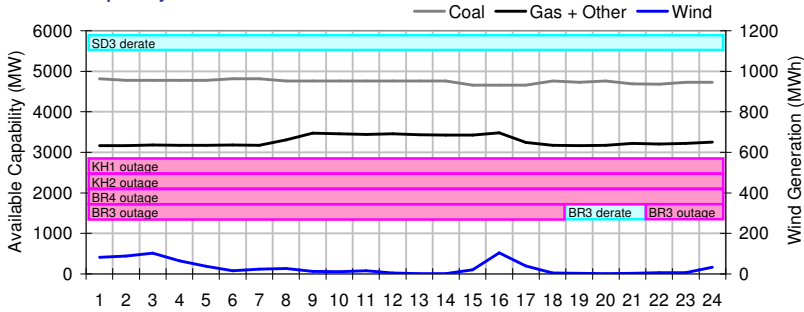


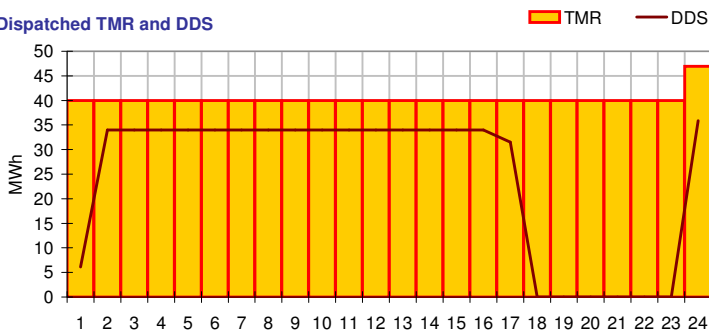
Pool Price and Demand



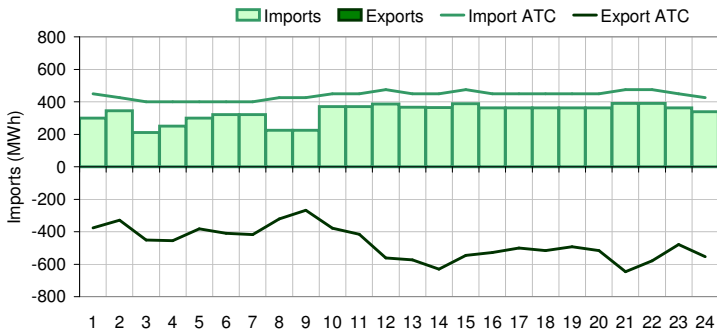
Available Capability



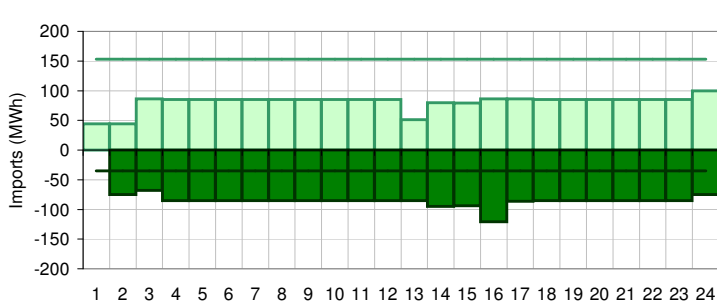
Dispatched TMR and DDS



BC Intertie



SK Intertie



Pool Price (\$/MWh)

	Today	This day last week	30 day rolling average	Year to date
average	\$ 33.20	\$ 33.12	\$ 31.49	\$ 51.67
on peak	NA	NA	\$ 37.77	\$ 62.00
off peak	\$ 33.20	\$ 33.12	\$ 21.90	\$ 37.65

Gas price

	Today	This day last week	30 day rolling average	Year to date
AECO-C (\$/GJ)	\$ 3.03	\$ 3.94	\$ 3.51	\$ 4.22
Heat rate (GJ/MWh)	10.97	8.40	8.96	12.24

Demand (MWh)

	Today	This day last week	30 day rolling average	Year to date
average	7174	7023	7411	8022
on peak	NA	NA	7759	8368
off peak	7174	7023	6925	7515

Coal

	Today	This day last week	30 day rolling average	Year to date
average AC/MC (%)	79.0%	61.2%	81.4%	82.6%
maximum AC/MC (%)	80.1%	66.3%		
minimum AC/MC (%)	77.5%	57.5%		

Gas + Other

	Today	This day last week	30 day rolling average	Year to date
average AC/MC (%)	61.5%	64.1%	61.9%	68.9%
maximum AC/MC (%)	65.2%	65.9%		
minimum AC/MC (%)	59.4%	59.8%		

Wind Generation (MWh)

	Today	This day last week	30 day rolling average	Year to date
average	30	335		
minimum	1	143		
maximum	104	445		

Transmission Must Run (MWh)

	Today	This day last week	30 day rolling average	Year to date
average	40	77		
minimum	40	77		
maximum	47	77		

Dispatch Down Service (MWh)

	Today	This day last week	30 day rolling average	Year to date
average	24	67		
minimum	0	28		
maximum	36	72		

Intertie

	Today	This day last week	30 day rolling average	Year to date
Mid-C On-Peak	NA	NA	\$ 25.54	\$ 31.92
Mid-C Off-Peak	\$ 17.30	\$ 33.53	\$ 17.82	\$ 27.68
Minn Hub On-Peak	\$ 31.64	\$ 21.00	\$ 26.59	\$ 33.56
Minn Hub Off-Peak	\$ 12.32	\$ 2.52	\$ 7.32	\$ 17.00
Exchange rate (US:CDN)	1.11990	1.17815		

BC Import % of ATC

	Today	This day last week	30 day rolling average	Year to date
BC Import % of ATC	76.2%	79.5%	38.7%	41.2%
SK Import % of ATC	52.6%	98.2%	57.0%	44.8%
BC Export % of ATC	0.0%	0.0%	10.6%	14.8%
SK Export % of ATC	235.0%	0.0%	42.2%	19.8%

Summary of Average Pool Price and Gas price

