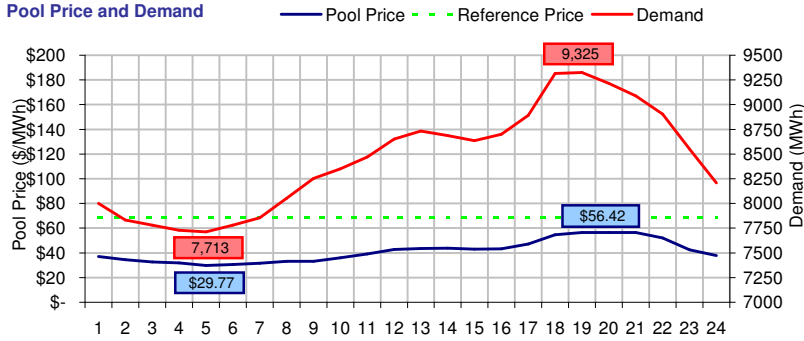
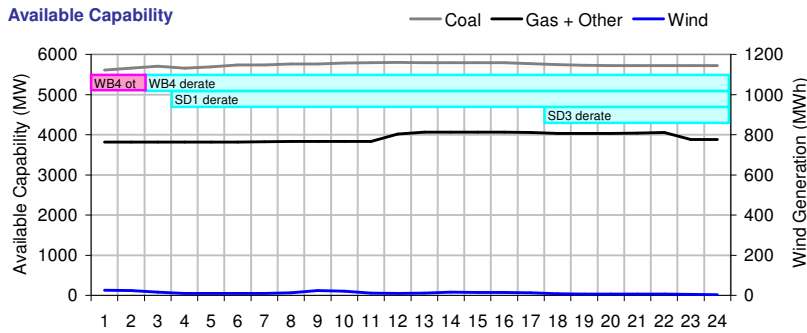


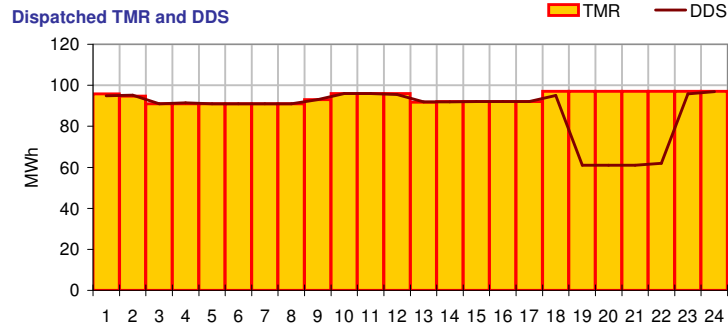
**Pool Price and Demand**



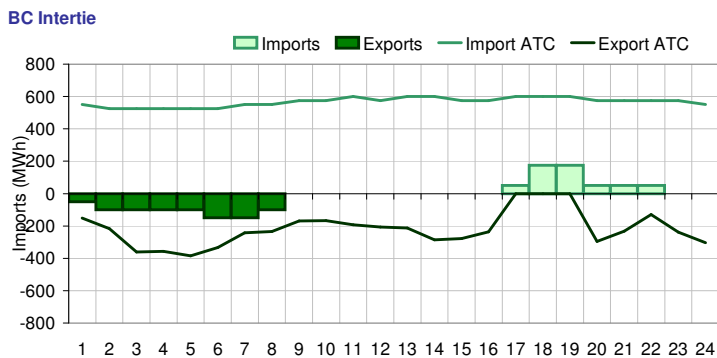
**Available Capacity**



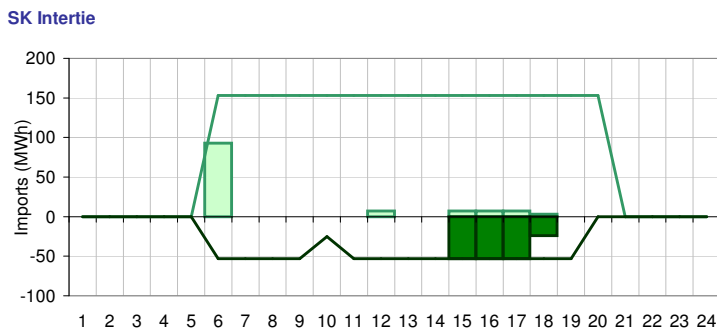
**Dispatched TMR and DDS**



**BC Intertie**



**SK Intertie**



**Pool Price (\$/MWh)**

	Today	This day last week	30 day rolling average	Year to date
average	\$ 41.21	\$ 34.64	\$ 42.34	\$ 42.42
on peak	NA	NA	\$ 49.25	\$ 50.06
off peak	\$ 41.21	\$ 34.64	\$ 31.15	\$ 31.86

**Gas price**

	Today	This day last week	30 day rolling average	Year to date
AECO-C (\$/GJ)	\$ 5.48	\$ 5.23	\$ 5.35	\$ 5.32
Heat rate (GJ/MWh)	7.52	6.62	7.92	7.98

**Demand (MWh)**

	Today	This day last week	30 day rolling average	Year to date
average	8447	8242	8472	8488
on peak	NA	NA	8857	8875
off peak	8447	8242	7910	7912

**Coal**

	Today	This day last week	30 day rolling average	Year to date
average AC/MC (%)	94.8%	91.2%	89.9%	89.5%
maximum AC/MC (%)	95.8%	96.1%		
minimum AC/MC (%)	92.7%	87.8%		

**Gas + Other**

	Today	This day last week	30 day rolling average	Year to date
average AC/MC (%)	68.8%	67.4%	68.5%	68.6%
maximum AC/MC (%)	71.2%	69.3%		
minimum AC/MC (%)	66.8%	65.1%		

**Wind Generation (MWh)**

	Today	This day last week	30 day rolling average	Year to date
average	12	196		
minimum	3	68		
maximum	25	275		

**Transmission Must Run (MWh)**

	Today	This day last week	30 day rolling average	Year to date
average	94	94		
minimum	91	91		
maximum	97	97		

**Dispatch Down Service (MWh)**

	Today	This day last week	30 day rolling average	Year to date
average	88	94		
minimum	61	91		
maximum	97	97		

**Intertie**

	Today	This day last week	30 day rolling average	Year to date
Mid-C On-Peak	NA	\$ 48.49	\$ 49.53	\$ 48.25
Mid-C Off-Peak	\$ 44.83	\$ 44.61	\$ 42.71	\$ 42.00
Minn Hub On-Peak	\$ 30.40	\$ 34.89	\$ 45.93	\$ 47.60
Minn Hub Off-Peak	\$ 19.56	\$ 16.92	\$ 26.53	\$ 27.60
Exchange rate (US:CDN)	1.05730	1.02860		

	Today	This day last week	30 day rolling average	Year to date
BC Import % of ATC	4.0%	4.2%	0.0%	0.0%
SK Import % of ATC	5.4%	49.2%	0.0%	0.0%
BC Export % of ATC	16.3%	29.2%	0.0%	0.0%
SK Export % of ATC	25.6%	0.0%	0.0%	0.0%

**Summary of Average Pool Price and Gas price**

