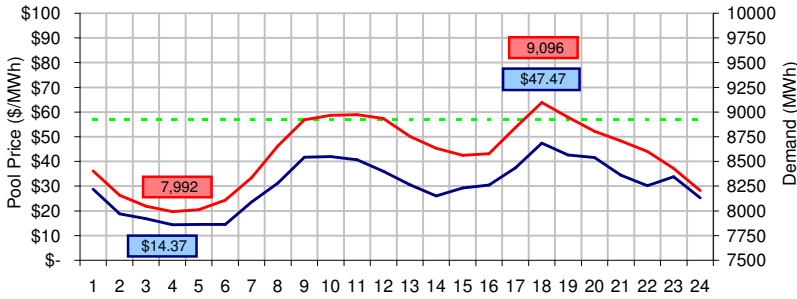


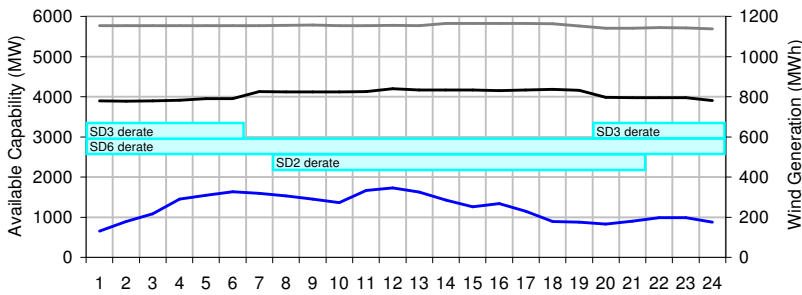
Pool Price and Demand

— Pool Price — Reference Price — Demand



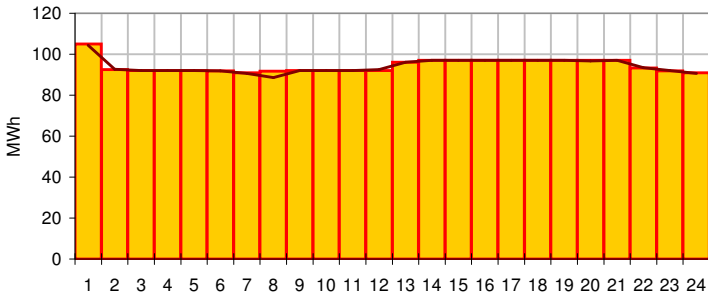
Available Capacity

— Coal — Gas + Other — Wind



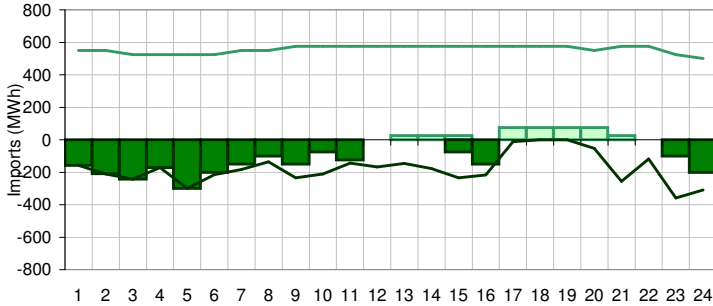
Dispatched TMR and DDS

■ TMR — DDS

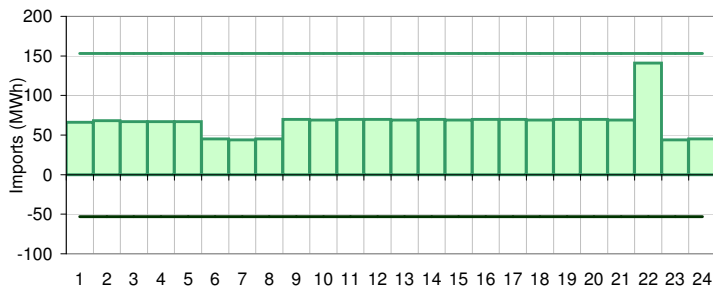


BC Intertie

■ Imports ■ Exports — Import ATC — Export ATC



SK Intertie



Pool Price (\$/MWh)

	Today	This day last week	30 day rolling average	Year to date
average	\$ 30.50	\$ 32.04	\$ 54.41	\$ 47.96
on peak	\$ 35.97	\$ 39.16	\$ 69.12	\$ 61.36
off peak	\$ 19.57	\$ 17.81	\$ 33.92	\$ 28.81

Gas price

	Today	This day last week	30 day rolling average	Year to date
AECO-C (\$/GJ)	\$ 5.48	\$ 5.43	\$ 4.88	\$ 3.73
Heat rate (GJ/MWh)	5.56	5.90	11.16	12.85

Demand (MWh)

	Today	This day last week	30 day rolling average	Year to date
average	8570	8720	8715	7972
on peak	8775	9071	9098	8355
off peak	8158	8019	8099	7397

Coal

	Today	This day last week	30 day rolling average	Year to date
average AC/MC (%)	95.3%	95.1%	88.2%	84.2%
maximum AC/MC (%)	96.3%	96.5%		
minimum AC/MC (%)	94.0%	91.8%		

Gas + Other

	Today	This day last week	30 day rolling average	Year to date
average AC/MC (%)	71.0%	68.8%	72.4%	68.5%
maximum AC/MC (%)	73.5%	71.2%		
minimum AC/MC (%)	68.1%	63.5%		

Wind Generation (MWh)

	Today	This day last week
average	248	353
minimum	130	265
maximum	346	402

Transmission Must Run (MWh)

	Today	This day last week
average	94	141
minimum	91	111
maximum	105	175

Dispatch Down Service (MWh)

	Today	This day last week
average	94	120
minimum	89	39
maximum	104	161

Intertie

	Today	This day last week	30 day rolling average	Year to date
Mid-C On-Peak	\$ 51.73	\$ 52.73	\$ 51.92	\$ 35.24
Mid-C Off-Peak	\$ 43.89	\$ 41.83	\$ 41.98	\$ 27.93
Minn Hub On-Peak	\$ 36.35	\$ 56.63	\$ 39.09	\$ 30.60
Minn Hub Off-Peak	\$ 21.33	\$ 32.66	\$ 21.01	\$ 13.57
Exchange rate (US:CDN)	1.05350	1.06050		

BC Import % of ATC

	Today	This day last week	30 day rolling average	Year to date
BC Import % of ATC	3.0%	2.6%	31.0%	32.9%
SK Import % of ATC	43.7%	29.2%	64.2%	51.0%
BC Export % of ATC	56.6%	58.1%	34.8%	23.4%
SK Export % of ATC	0.0%	28.1%	1.5%	11.4%

Summary of Average Pool Price and Gas price

