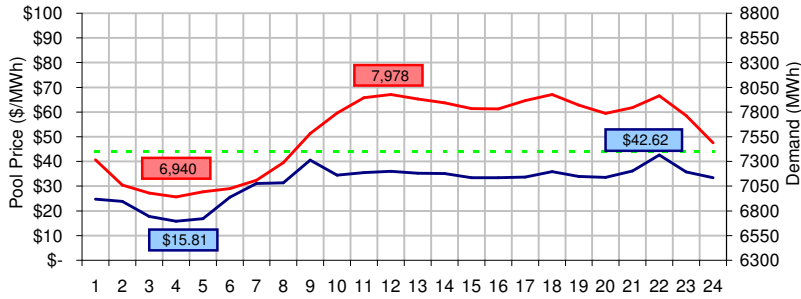


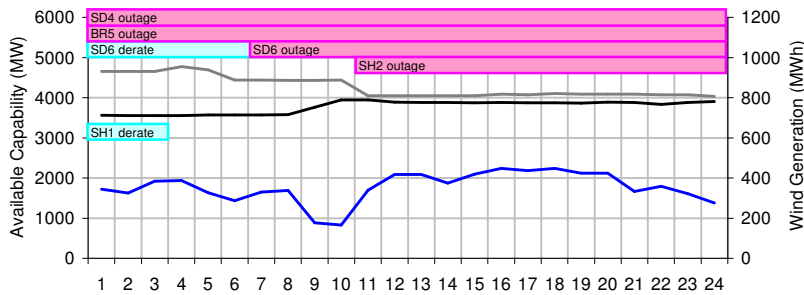
Pool Price and Demand

— Pool Price — Reference Price — Demand



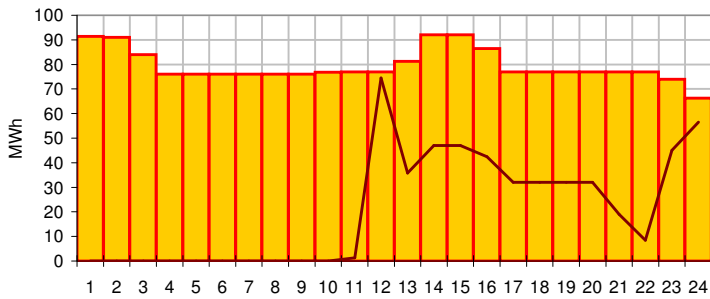
Available Capacity

— Coal — Gas + Other — Wind



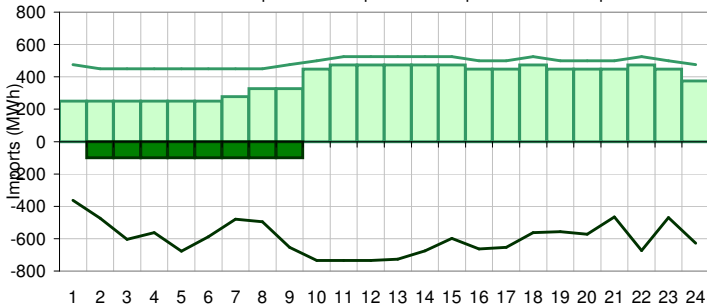
Dispatched TMR and DDS

■ TMR — DDS

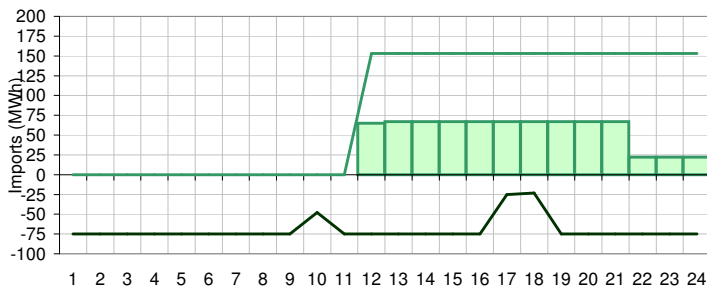


BC Intertie

■ Imports ■ Exports — Import ATC — Export ATC



SK Intertie



Pool Price (\$/MWh)

	Today	This day last week	30 day rolling average	Year to date
average	\$ 31.48	\$ 37.95	\$ 41.47	\$ 41.95
on peak	\$ 35.42	\$ 40.53	\$ 49.56	\$ 49.54
off peak	\$ 23.62	\$ 32.79	\$ 28.00	\$ 30.81

Gas price

	Today	This day last week	30 day rolling average	Year to date
AECO-C (\$/GJ)	\$ 3.76	\$ 3.44	\$ 3.52	\$ 4.44
Heat rate (GJ/MWh)	8.38	11.02	11.79	9.44

Demand (MWh)

	Today	This day last week	30 day rolling average	Year to date
average	7588	7386	7808	8275
on peak	7825	7635	8145	8630
off peak	7115	6889	7291	7731

Coal

	Today	This day last week	30 day rolling average	Year to date
average AC/MC (%)	73.9%	89.6%	85.9%	87.8%
maximum AC/MC (%)	82.6%	89.6%		
minimum AC/MC (%)	69.8%	89.6%		

Gas + Other

	Today	This day last week	30 day rolling average	Year to date
average AC/MC (%)	66.6%	63.4%	64.9%	68.6%
maximum AC/MC (%)	69.7%	63.4%		
minimum AC/MC (%)	62.7%	63.4%		

Wind Generation (MWh)

	Today	This day last week
average	354	51
minimum	166	14
maximum	447	261

Transmission Must Run (MWh)

	Today	This day last week
average	79	79
minimum	66	39
maximum	92	91

Dispatch Down Service (MWh)

	Today	This day last week
average	21	0
minimum	0	0
maximum	74	0

Intertie

	Today	This day last week	30 day rolling average	Year to date
Mid-C On-Peak	\$ 30.33	\$ 41.89	\$ 39.73	\$ 44.34
Mid-C Off-Peak	\$ 26.69	\$ 32.43	\$ 31.79	\$ 38.29
Minn Hub On-Peak	\$ 24.03	\$ 32.04	\$ 29.84	\$ 38.76
Minn Hub Off-Peak	\$ 13.27	\$ 15.52	\$ 14.89	\$ 22.49
Exchange rate (US:CDN)	1.00137	1.00684		

BC Import % of ATC

	Today	This day last week	30 day rolling average	Year to date
BC Import % of ATC	78.8%	16.3%	26.4%	24.7%
SK Import % of ATC	36.9%	10.5%	11.7%	22.0%
BC Export % of ATC	5.6%	0.0%	20.6%	26.2%
SK Export % of ATC	0.0%	20.3%	8.8%	10.9%

Summary of Average Pool Price and Gas price

