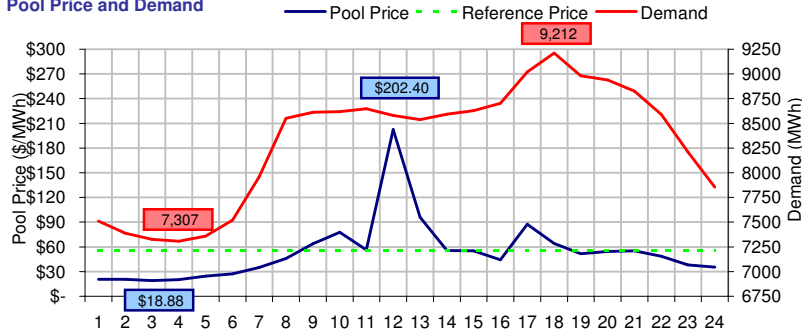
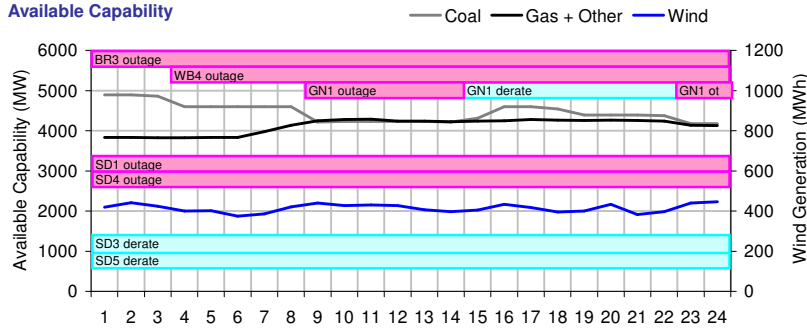


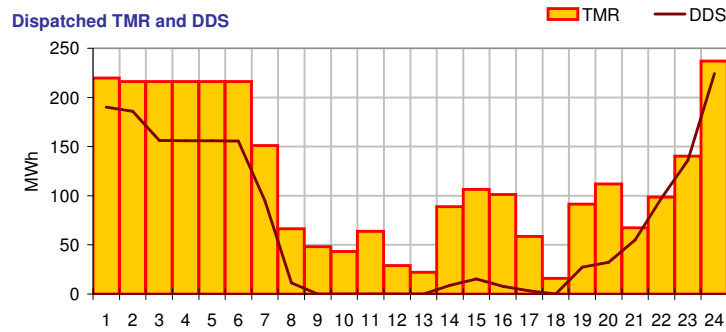
**Pool Price and Demand**



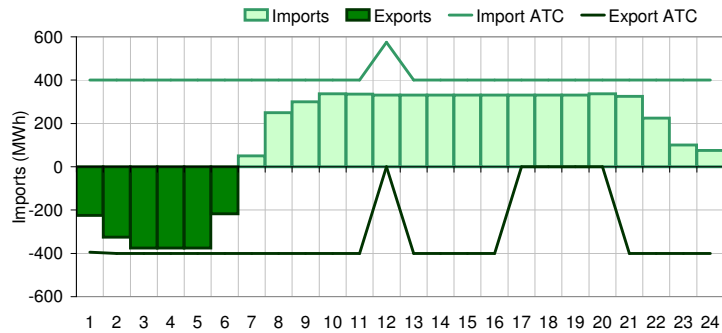
**Available Capacity**



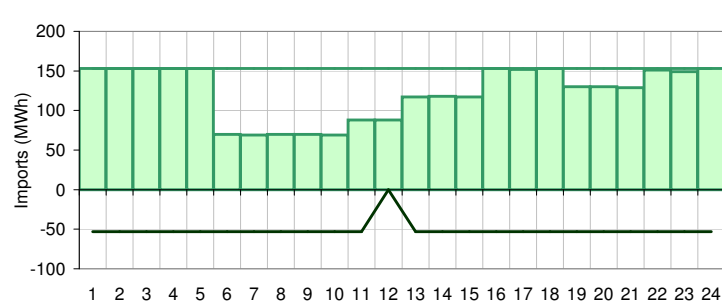
**Dispatched TMR and DDS**



**BC Intertie**



**SK Intertie**



**Pool Price (\$/MWh)**

	Today	This day last week	30 day rolling average	Year to date
average	\$ 54.14	\$ 31.78	\$ 47.71	\$ 47.23
on peak	\$ 68.55	\$ 38.91	\$ 59.58	\$ 60.61
off peak	\$ 25.31	\$ 17.53	\$ 29.85	\$ 28.33

**Gas price**

	Today	This day last week	30 day rolling average	Year to date
AECO-C (\$/GJ)	\$ 3.93	\$ 3.17	\$ 3.69	\$ 3.63
Heat rate (GJ/MWh)	13.77	10.03	12.93	13.02

**Demand (MWh)**

	Today	This day last week	30 day rolling average	Year to date
average	8311	8197	8067	7903
on peak	8703	8612	8469	8285
off peak	7528	7367	7471	7332

**Coal**

	Today	This day last week	30 day rolling average	Year to date
average AC/MC (%)	73.6%	87.5%	79.6%	83.9%
maximum AC/MC (%)	80.8%	89.5%		
minimum AC/MC (%)	69.0%	84.9%		

**Gas + Other**

	Today	This day last week	30 day rolling average	Year to date
average AC/MC (%)	72.9%	69.7%	68.9%	68.1%
maximum AC/MC (%)	75.8%	72.0%		
minimum AC/MC (%)	67.7%	67.3%		

**Wind Generation (MWh)**

	Today	This day last week	30 day rolling average	Year to date
average	414	354		
minimum	375	305		
maximum	447	423		

**Transmission Must Run (MWh)**

	Today	This day last week	30 day rolling average	Year to date
average	118	181		
minimum	16	53		
maximum	237	222		

**Dispatch Down Service (MWh)**

	Today	This day last week	30 day rolling average	Year to date
average	71	183		
minimum	0	17		
maximum	224	265		

**Intertie**

	Today	This day last week	30 day rolling average	Year to date
Mid-C On-Peak	\$ 37.29	\$ 32.96	\$ 39.97	\$ 33.63
Mid-C Off-Peak	\$ 30.51	\$ 29.14	\$ 32.02	\$ 26.60
Minn Hub On-Peak	\$ 29.83	\$ 31.18	\$ 30.10	\$ 29.81
Minn Hub Off-Peak	\$ 15.59	\$ 10.48	\$ 13.16	\$ 12.87
Exchange rate (US:CDN)	1.07513	1.05246		

	Today	This day last week	30 day rolling average	Year to date
BC Import % of ATC	51.0%	22.9%	26.5%	33.2%
SK Import % of ATC	80.1%	48.2%	54.8%	49.8%
BC Export % of ATC	24.9%	35.0%	31.7%	22.2%
SK Export % of ATC	0.0%	0.0%	0.0%	12.4%

**Summary of Average Pool Price and Gas price**

