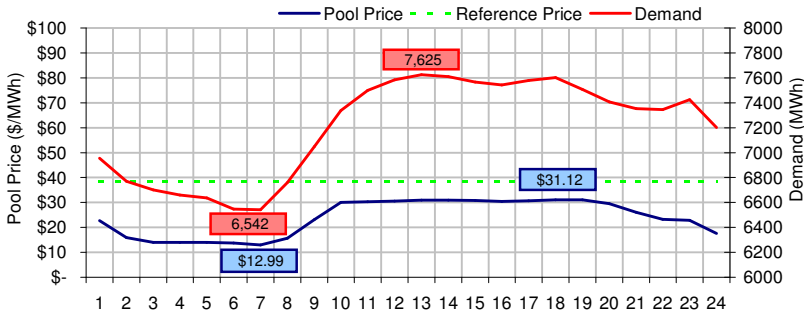
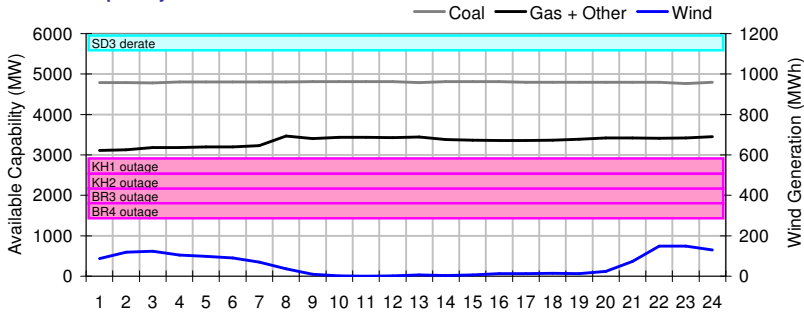


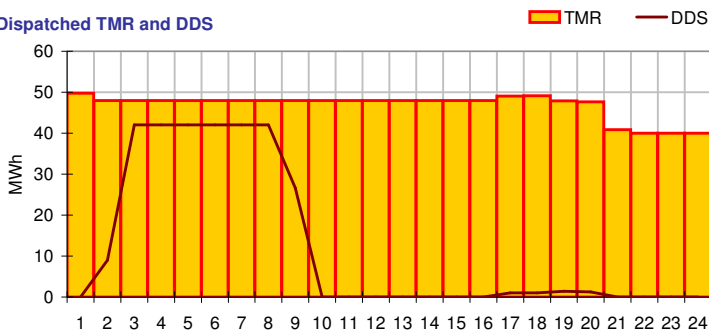
### Pool Price and Demand



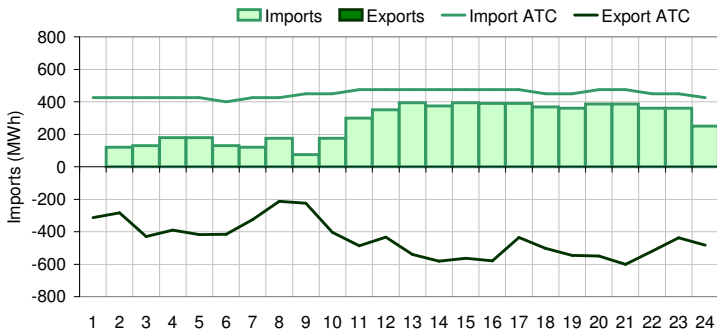
### Available Capacity



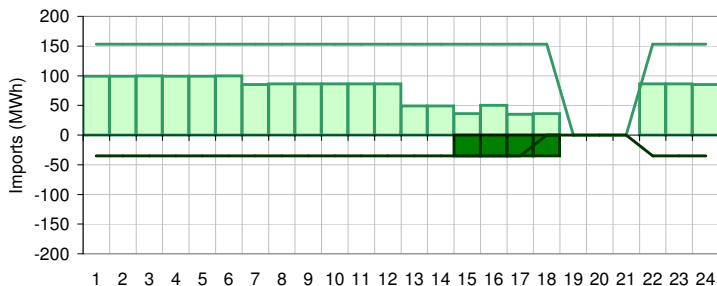
### Dispatched TMR and DDS



### BC Intertie



### SK Intertie



### Pool Price (\$/MWh)

	Today	This day last week	30 day rolling average	Year to date
average	\$ 23.84	\$ 73.49	\$ 31.28	\$ 51.80
on peak	\$ 27.95	\$ 93.58	\$ 37.87	\$ 62.00
off peak	\$ 15.61	\$ 33.31	\$ 21.74	\$ 37.68

### Gas price

	Today	This day last week	30 day rolling average	Year to date
AECO-C (\$/GJ)	\$ 3.04	\$ 3.85	\$ 3.52	\$ 4.23
Heat rate (GJ/MWh)	7.85	19.11	8.89	12.25

### Demand (MWh)

	Today	This day last week	30 day rolling average	Year to date
average	7200	7046	7428	8027
on peak	7424	7198	7768	8368
off peak	6751	6741	6923	7517

### Coal

	Today	This day last week	30 day rolling average	Year to date
average AC/MC (%)	79.9%	63.7%	81.6%	82.7%
maximum AC/MC (%)	80.1%	72.4%		
minimum AC/MC (%)	79.2%	58.7%		

### Gas + Other

	Today	This day last week	30 day rolling average	Year to date
average AC/MC (%)	62.6%	61.3%	62.2%	69.0%
maximum AC/MC (%)	65.0%	62.9%		
minimum AC/MC (%)	58.3%	59.6%		

### Wind Generation (MWh)

	Today	This day last week	30 day rolling average	Year to date
average	56	285		
minimum	0	153		
maximum	149	388		

### Transmission Must Run (MWh)

	Today	This day last week	30 day rolling average	Year to date
average	47	84		
minimum	40	77		
maximum	50	92		

### Dispatch Down Service (MWh)

	Today	This day last week	30 day rolling average	Year to date
average	12	30		
minimum	0	0		
maximum	42	87		

### Intertie

	Today	This day last week	30 day rolling average	Year to date
Mid-C On-Peak	\$ 27.99	\$ 33.18	\$ 25.16	\$ 31.92
Mid-C Off-Peak	\$ 18.85	\$ 25.80	\$ 17.46	\$ 27.76
Minn Hub On-Peak	\$ 36.71	\$ 21.18	\$ 26.43	\$ 33.59
Minn Hub Off-Peak	\$ 7.91	\$ 2.54	\$ 7.54	\$ 17.05
Exchange rate (US:CDN)	1.12966	1.17330		

### BC Import % of ATC

	Today	This day last week	30 day rolling average	Year to date
BC Import % of ATC	59.0%	66.6%	38.8%	41.0%
SK Import % of ATC	50.5%	86.2%	57.6%	44.7%
BC Export % of ATC	0.0%	0.0%	10.6%	14.9%
SK Export % of ATC	20.0%	0.0%	41.5%	18.3%

### Summary of Average Pool Price and Gas price

