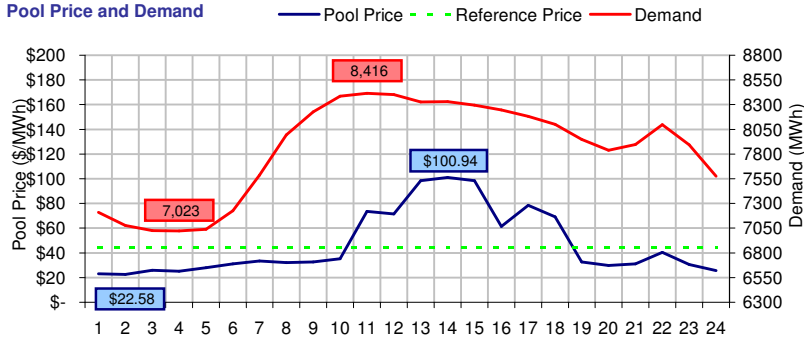
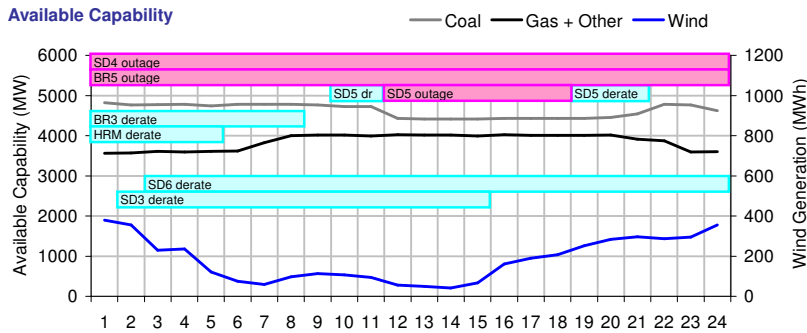


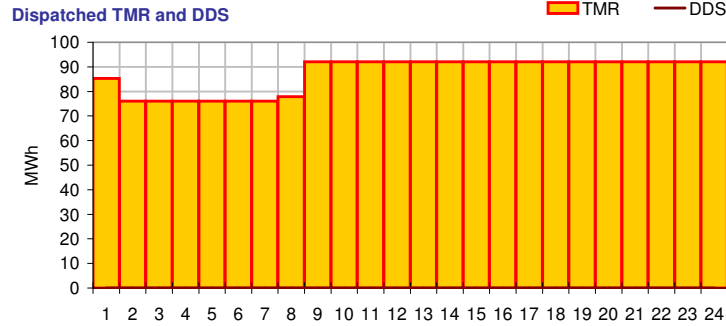
**Pool Price and Demand**



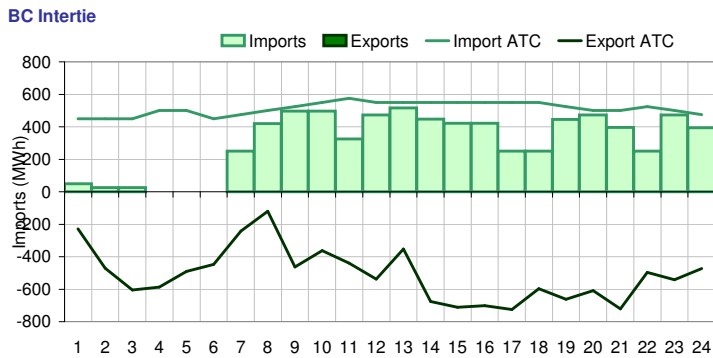
**Available Capacity**



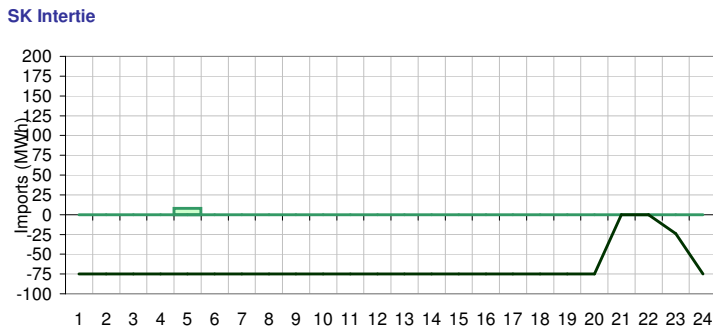
**Dispatched TMR and DDS**



**BC Intertie**



**SK Intertie**



**Pool Price (\$/MWh)**

	Today	This day last week	30 day rolling average	Year to date
average	\$ 47.14	\$ 35.58	\$ 41.29	\$ 42.05
on peak	\$ 57.27	\$ 37.76	\$ 50.28	\$ 49.69
off peak	\$ 26.88	\$ 31.23	\$ 27.85	\$ 30.88

**Gas price**

	Today	This day last week	30 day rolling average	Year to date
AECO-C (\$/GJ)	\$ 3.57	\$ 3.45	\$ 3.51	\$ 4.45
Heat rate (GJ/MWh)	13.20	10.31	11.76	9.45

**Demand (MWh)**

	Today	This day last week	30 day rolling average	Year to date
average	7847	7696	7830	8281
on peak	8161	7994	8173	8638
off peak	7220	7101	7309	7737

**Coal**

	Today	This day last week	30 day rolling average	Year to date
average AC/MC (%)	80.0%	89.6%	86.7%	88.0%
maximum AC/MC (%)	83.3%	89.6%		
minimum AC/MC (%)	76.4%	89.6%		

**Gas + Other**

	Today	This day last week	30 day rolling average	Year to date
average AC/MC (%)	68.1%	63.4%	64.8%	68.6%
maximum AC/MC (%)	71.1%	63.4%		
minimum AC/MC (%)	62.9%	63.4%		

**Wind Generation (MWh)**

	Today	This day last week	30 day rolling average	Year to date
average	184	114		
minimum	42	50		
maximum	379	216		

**Transmission Must Run (MWh)**

	Today	This day last week	30 day rolling average	Year to date
average	87	86		
minimum	76	76		
maximum	92	92		

**Dispatch Down Service (MWh)**

	Today	This day last week	30 day rolling average	Year to date
average	0	0		
minimum	0	0		
maximum	0	0		

**Intertie**

	Today	This day last week	30 day rolling average	Year to date
Mid-C On-Peak	\$ 30.27	\$ 41.80	\$ 40.11	\$ 44.48
Mid-C Off-Peak	\$ 26.63	\$ 32.08	\$ 31.86	\$ 38.40
Minn Hub On-Peak	\$ 32.48	\$ 32.73	\$ 29.83	\$ 38.89
Minn Hub Off-Peak	\$ 18.49	\$ 10.99	\$ 14.85	\$ 22.57
Exchange rate (US:CDN)	0.99938	0.99933		

	Today	This day last week	30 day rolling average	Year to date
BC Import % of ATC	59.3%	35.6%	24.7%	24.2%
SK Import % of ATC	0.0%	0.0%	13.3%	21.9%
BC Export % of ATC	0.0%	11.9%	22.6%	26.4%
SK Export % of ATC	0.0%	0.0%	8.8%	11.0%

**Summary of Average Pool Price and Gas price**

