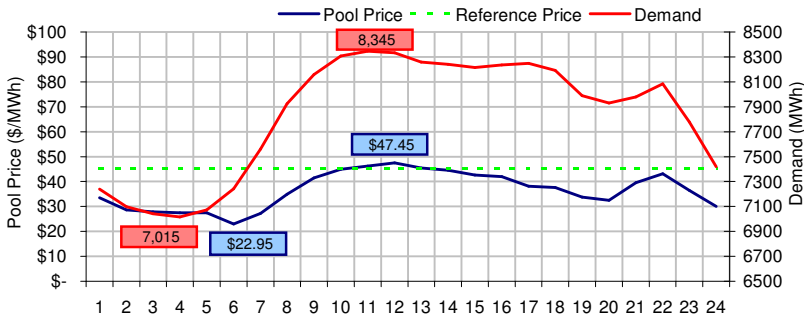
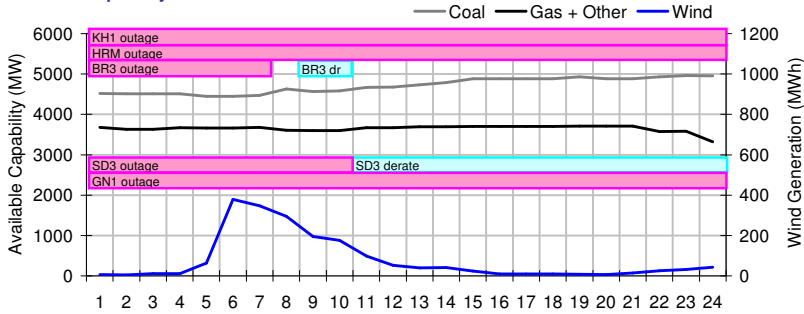


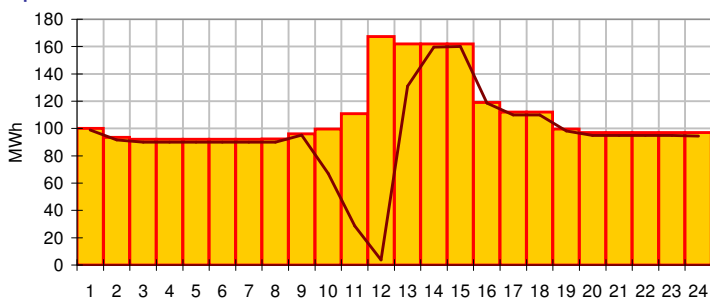
**Pool Price and Demand**



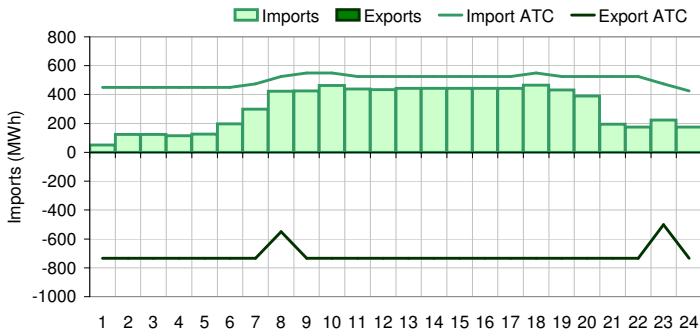
**Available Capability**



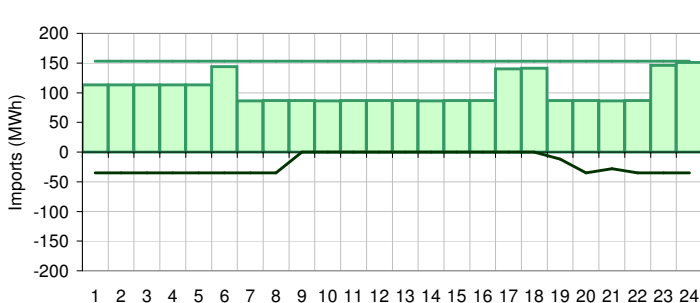
**Dispatched TMR and DDS**



**BC Intertie**



**SK Intertie**



**Pool Price (\$/MWh)**

	Today	This day last week	30 day rolling average	Year to date
average	\$ 36.48	\$ 35.29	\$ 38.08	\$ 57.25
on peak	\$ 40.66	\$ 40.94	\$ 46.38	\$ 68.50
off peak	\$ 28.12	\$ 23.99	\$ 26.05	\$ 41.97

**Gas price**

	Today	This day last week	30 day rolling average	Year to date
AECO-C (\$/GJ)	\$ 3.29	\$ 3.27	\$ 3.50	\$ 4.42
Heat rate (GJ/MWh)	11.08	10.78	10.88	12.96

**Demand (MWh)**

	Today	This day last week	30 day rolling average	Year to date
average	7830	7605	7696	8187
on peak	8139	7908	8030	8529
off peak	7211	6998	7209	7675

**Coal**

	Today	This day last week	30 day rolling average	Year to date
average AC/MC (%)	78.4%	84.0%	83.5%	82.9%
maximum AC/MC (%)	82.5%	85.5%		
minimum AC/MC (%)	73.9%	79.3%		

**Gas + Other**

	Today	This day last week	30 day rolling average	Year to date
average AC/MC (%)	69.9%	65.8%	64.7%	70.8%
maximum AC/MC (%)	71.1%	69.9%		
minimum AC/MC (%)	63.6%	62.8%		

**Wind Generation (MWh)**

	Today	This day last week
average	79	16
minimum	5	0
maximum	378	85

**Transmission Must Run (MWh)**

	Today	This day last week
average	110	100
minimum	92	91
maximum	167	106

**Dispatch Down Service (MWh)**

	Today	This day last week
average	95	92
minimum	4	28
maximum	160	103

**Intertie**

	Today	This day last week	30 day rolling average	Year to date
Mid-C On-Peak	\$ 18.40	\$ 27.60	\$ 24.94	\$ 33.65
Mid-C Off-Peak	\$ 7.35	\$ 21.92	\$ 22.06	\$ 30.40
Minn Hub On-Peak	\$ 34.07	\$ 29.74	\$ 27.14	\$ 35.45
Minn Hub Off-Peak	\$ 17.04	\$ 10.53	\$ 12.08	\$ 19.63
Exchange rate (US:CDN)	1.23898	1.21338		

**BC Import % of ATC**

	Today	This day last week	30 day rolling average	Year to date
BC Import % of ATC	62.2%	21.5%	28.5%	41.6%
SK Import % of ATC	68.1%	46.8%	33.5%	41.4%
BC Export % of ATC	0.0%	10.3%	7.2%	16.0%
SK Export % of ATC	0.0%	0.0%	23.0%	11.9%

**Summary of Average Pool Price and Gas price**

