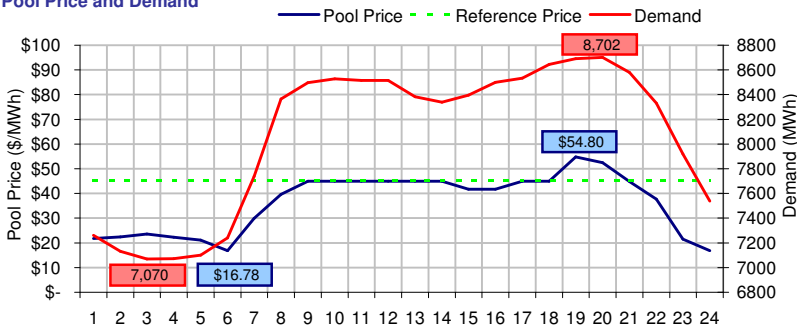
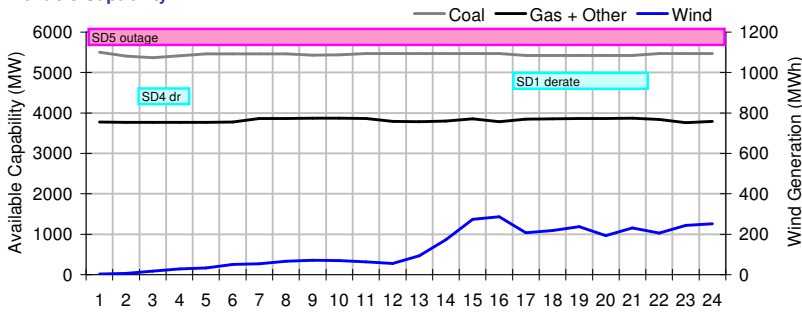


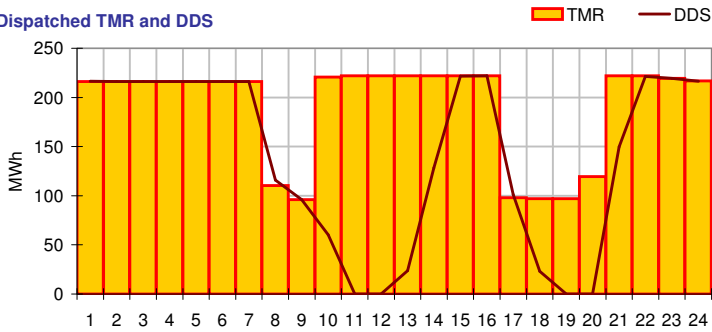
**Pool Price and Demand**



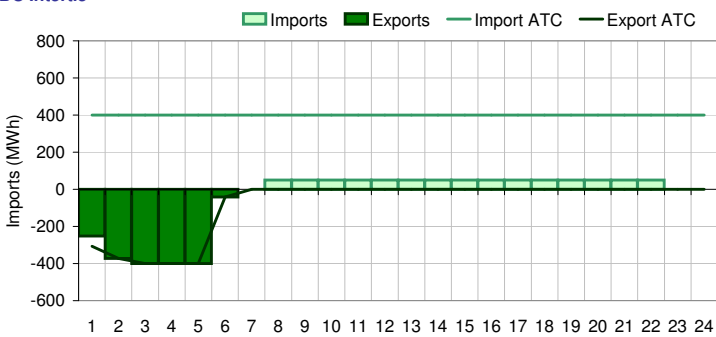
**Available Capacity**



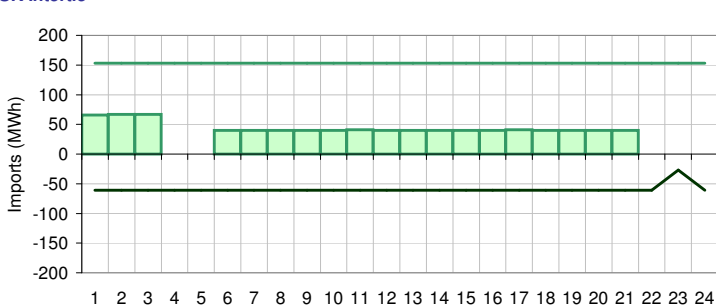
**Dispatched TMR and DDS**



**BC Intertie**



**SK Intertie**



**Pool Price (\$/MWh)**

|          | Today    | This day last week | 30 day rolling average | Year to date |
|----------|----------|--------------------|------------------------|--------------|
| average  | \$ 36.20 | \$ 47.74           | \$ 43.48               | \$ 47.34     |
| on peak  | \$ 43.38 | \$ 52.14           | \$ 56.83               | \$ 60.90     |
| off peak | \$ 21.84 | \$ 38.93           | \$ 22.22               | \$ 28.26     |

**Gas price**

|                    | Today   | This day last week | 30 day rolling average | Year to date |
|--------------------|---------|--------------------|------------------------|--------------|
| AECO-C (\$/GJ)     | \$ 4.72 | \$ 4.38            | \$ 3.87                | \$ 3.61      |
| Heat rate (GJ/MWh) | 7.67    | 10.89              | 11.24                  | 13.12        |

**Demand (MWh)**

|          | Today | This day last week | 30 day rolling average | Year to date |
|----------|-------|--------------------|------------------------|--------------|
| average  | 8066  | 8289               | 7849                   | 7886         |
| on peak  | 8465  | 8635               | 8242                   | 8267         |
| off peak | 7269  | 7598               | 7241                   | 7319         |

**Coal**

|                   | Today | This day last week | 30 day rolling average | Year to date |
|-------------------|-------|--------------------|------------------------|--------------|
| average AC/MC (%) | 90.0% | 85.4%              | 88.0%                  | 84.3%        |
| maximum AC/MC (%) | 90.9% | 88.8%              |                        |              |
| minimum AC/MC (%) | 88.6% | 77.6%              |                        |              |

**Gas + Other**

|                   | Today | This day last week | 30 day rolling average | Year to date |
|-------------------|-------|--------------------|------------------------|--------------|
| average AC/MC (%) | 68.8% | 74.2%              | 66.8%                  | 68.0%        |
| maximum AC/MC (%) | 69.7% | 75.7%              |                        |              |
| minimum AC/MC (%) | 67.8% | 72.8%              |                        |              |

**Wind Generation (MWh)**

|         | Today | This day last week |
|---------|-------|--------------------|
| average | 131   | 3                  |
| minimum | 3     | 0                  |
| maximum | 286   | 12                 |

**Transmission Must Run (MWh)**

|         | Today | This day last week |
|---------|-------|--------------------|
| average | 190   | 100                |
| minimum | 96    | 33                 |
| maximum | 222   | 222                |

**Dispatch Down Service (MWh)**

|         | Today | This day last week |
|---------|-------|--------------------|
| average | 138   | 74                 |
| minimum | 0     | 0                  |
| maximum | 222   | 207                |

**Intertie**

|                        | Today    | This day last week | 30 day rolling average | Year to date |
|------------------------|----------|--------------------|------------------------|--------------|
| Mid-C On-Peak          | \$ 49.64 | \$ 47.75           | \$ 39.70               | \$ 32.86     |
| Mid-C Off-Peak         | \$ 39.18 | \$ 43.61           | \$ 32.82               | \$ 25.96     |
| Minn Hub On-Peak       | \$ 35.22 | \$ 40.40           | \$ 28.92               | \$ 29.75     |
| Minn Hub Off-Peak      | \$ 11.91 | \$ 18.64           | \$ 12.36               | \$ 12.84     |
| Exchange rate (US:CDN) | 1.03580  | 1.03341            |                        |              |

|                    | Today | This day last week | 30 day rolling average | Year to date |
|--------------------|-------|--------------------|------------------------|--------------|
| BC Import % of ATC | 7.8%  | 47.9%              | 15.2%                  | 34.0%        |
| SK Import % of ATC | 22.9% | 11.6%              | 29.5%                  | 49.4%        |
| BC Export % of ATC | 97.1% | 41.7%              | 67.7%                  | 20.7%        |
| SK Export % of ATC | 0.0%  | 0.0%               | 0.8%                   | 13.8%        |

**Summary of Average Pool Price and Gas price**

