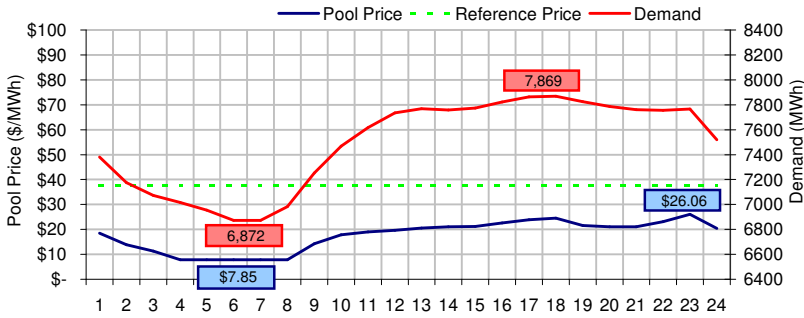
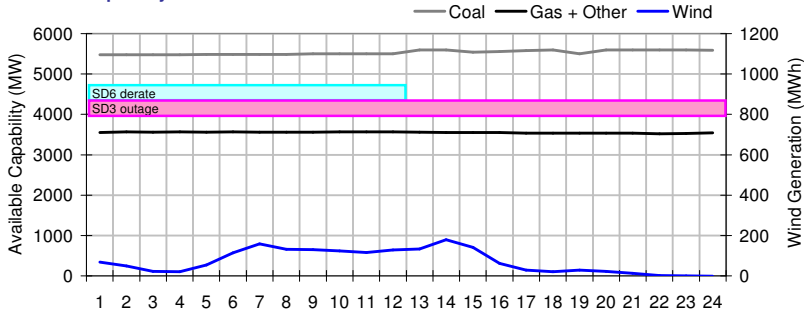


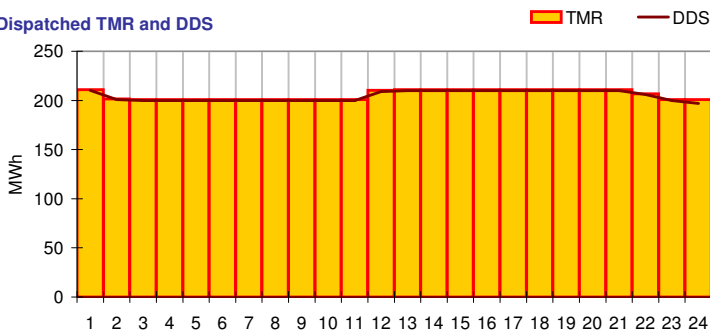
Pool Price and Demand



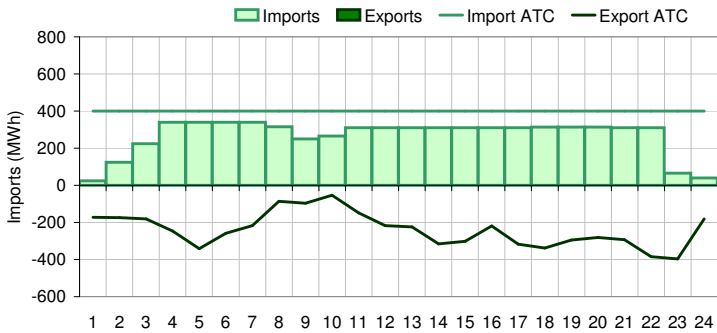
Available Capacity



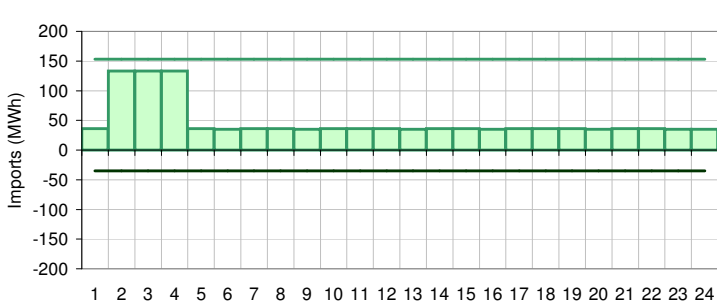
Dispatched TMR and DDS



BC Intertie



SK Intertie



Pool Price (\$/MWh)

| | Today | This day last week | 30 day rolling average | Year to date |
|----------|----------|--------------------|------------------------|--------------|
| average | \$ 17.53 | \$ 37.61 | \$ 33.67 | \$ 48.80 |
| on peak | NA | NA | \$ 45.56 | \$ 59.54 |
| off peak | \$ 17.53 | \$ 37.61 | \$ 15.97 | \$ 34.00 |

Gas price

| | Today | This day last week | 30 day rolling average | Year to date |
|--------------------|---------|--------------------|------------------------|--------------|
| AECO-C (\$/GJ) | \$ 3.15 | \$ 2.52 | \$ 2.93 | \$ 4.01 |
| Heat rate (GJ/MWh) | 5.57 | 14.92 | 11.50 | 12.17 |

Demand (MWh)

| | Today | This day last week | 30 day rolling average | Year to date |
|----------|-------|--------------------|------------------------|--------------|
| average | 7486 | 7512 | 7647 | 7966 |
| on peak | NA | NA | 8064 | 8323 |
| off peak | 7486 | 7512 | 7055 | 7441 |

Coal

| | Today | This day last week | 30 day rolling average | Year to date |
|-------------------|-------|--------------------|------------------------|--------------|
| average AC/MC (%) | 92.0% | 83.8% | 86.0% | 83.3% |
| maximum AC/MC (%) | 93.1% | 87.5% | | |
| minimum AC/MC (%) | 91.1% | 80.2% | | |

Gas + Other

| | Today | This day last week | 30 day rolling average | Year to date |
|-------------------|-------|--------------------|------------------------|--------------|
| average AC/MC (%) | 66.6% | 65.7% | 66.4% | 68.6% |
| maximum AC/MC (%) | 66.9% | 66.8% | | |
| minimum AC/MC (%) | 66.0% | 64.9% | | |

Wind Generation (MWh)

| | Today | This day last week |
|---------|-------|--------------------|
| average | 73 | 31 |
| minimum | 0 | 1 |
| maximum | 178 | 96 |

Transmission Must Run (MWh)

| | Today | This day last week |
|---------|-------|--------------------|
| average | 206 | 181 |
| minimum | 201 | 55 |
| maximum | 211 | 201 |

Dispatch Down Service (MWh)

| | Today | This day last week |
|---------|-------|--------------------|
| average | 205 | 137 |
| minimum | 197 | 0 |
| maximum | 210 | 200 |

Intertie

| | Today | This day last week | 30 day rolling average | Year to date |
|------------------------|----------|--------------------|------------------------|--------------|
| Mid-C On-Peak | NA | NA | \$ 21.15 | \$ 30.16 |
| Mid-C Off-Peak | \$ 15.07 | \$ 22.06 | \$ 9.44 | \$ 24.61 |
| Minn Hub On-Peak | \$ 25.54 | \$ 19.29 | \$ 24.26 | \$ 31.91 |
| Minn Hub Off-Peak | \$ 11.07 | \$ 6.81 | \$ 7.97 | \$ 15.54 |
| Exchange rate (US:CDN) | 1.13492 | 1.11953 | | |

BC Import % of ATC

| | Today | This day last week | 30 day rolling average | Year to date |
|--------------------|-------|--------------------|------------------------|--------------|
| BC Import % of ATC | 66.8% | 42.8% | 59.2% | 44.2% |
| SK Import % of ATC | 31.3% | 47.2% | 39.8% | 43.7% |
| BC Export % of ATC | 0.0% | 0.0% | 0.8% | 12.5% |
| SK Export % of ATC | 0.0% | 0.0% | 33.9% | 21.0% |

Summary of Average Pool Price and Gas price

